HOL T&M 系列

HOL T&M SERIES

TURNING & MILLIMG TOOLS

瑞士型CNC走心式自動車床刀具

SWISS Type CNC Head-Sliding Lathe Tool

HOL T & M 系列CNC走心式自動車床刀具之卓越特性在展現高效率車削，高精度與耐磨耗性。鶴峻公司秉持豐富的車床車削與銑削技術經驗，成功開發出全系列的車銑刀具，廣泛應用在各種材質的加工，例如:快削鋼，一般鋼材，不鏽鋼與鈦合金等。HOL T&M車銑刀具可有效提升CNC 走心式自動車床之加工效率，表面精度且使用壽命長。

The HOL T&M series exhibits extra high cutting efficiency, high accuracy and high wear resistance. Based on the extensive experience of lathe turning and milling technology, HOLER widely applied for cutting applications for carious material such as fast-cut steel, general steel, stainless steel and titanium alloy…etc. HOL T&M series tool will greatly upgrade machining efficiency, surface accuracy, products' life time while working with CNC traveling spindle automatic lathe.

HOL T&M系列 產品特性
Features of HOL T&M series tool

◊ 一種刀架可使用多種刀片，增加調用靈活性。
◊ 刀片更換簡易雖非成熟技術員，亦可輕鬆完成。
◊ 材種齊全，設計多樣，價格公道。

◊ One holder applies with various inserts, which increases tool's flexibility.
◊ The inserts are easy to change. Even an unskilled operator can change inserts independently.
◊ Our tools with comprehensive types, diversity of designs, and competitive prices.

常用鍍膜
Frequently Used Coating

UP60 沉金色 Gold	 X21 灰色 Gray	NA01 酒紅色 Burgundy -violet
HC83 黃金色 Gold	NC02 輝黑色 Metal-silver	

內徑車刀
Micro Bar-Boring

索引 INDEX

凸輪機用刀具 LATHE TOOL FOR CAM

		頁次 Page
左向前掃刀	Left Hand Front Turn 34.****	P.6
左向切斷刀	Left Hand Part Off 44.****	P.7
左向後掃刀	Left Hand Back Turn 68.**** 70.****	P.9
左向圓槽刀	Left Hand Radius 72.***R	P.10
左向切槽刀	Left Hand Groove 72.***	P.10
刀架	Holder	P.11

瑞士型CNC走心式自動車床刀具 SWISS Type CNC Head-Sliding Lathe Tool

		頁次 Page
右向前掃刀	Right Hand Front Turn 33.**** 33.****D 33.****V	P.13
倒角刀片	Chamfering Blae 35.****	P.16
右向後掃刀	Right Hand Back Turn 67.**** 69.**** 674.**** 694.****	P.17 P.51
左向後掃刀	Left Hand Back Turn 68.**** 70.**** 684.**** 694.**** 704.****	P.20 P.53
右向牙刀	Right Hand Thread 49.**** 494.****	P.21 P.54
左向牙刀	Left Hand Thread 50.**** 504.****	P.21 P.54
右向切斷刀	Right Hand Part Off 43.**** 433.****	P.22 P.55
左向切斷刀	Left Hand Part Off 44.**** 443.****	P.30 P.58
左向右切切斷刀	Left Hand Right Cutting Part Off 44.***R 443.***R	P.38 P.60
端面切溝刀	Face Groove 21.**** 214.****	P.46 P.50
右向切槽刀	Right Hand Groove 71.**** 714.****	P.47 P.62
右向圓槽刀	Right Hand Radius 71.***R 714.***R	P.48 P.63
右向插掃刀	Right Hand Groove and Turn 75.**** 77.**** 774.****	P.48 P.50 P.64
刀架	Holder	P.65
三角立型槽刀片	KTGFR/L.**** HTG32R/L.**** JGBR/L.**** MTG43R/L.****	P.68
三角立型螺紋刀片	CSTTR/L.**** HTT.16**** WTHR/L.**** HTT.22****	P.70
三角立型後掃刀片	CSBTR/L.**** BT67.****	P.72
切斷／切槽刀架	Part Off/Groove Insert	P.73
外徑切斷刀架	Holder For Part Off/Groove	P.74
內徑車刀	Bore 25.**** TW 25.**** ATW 25.****	P.75 P.76
內徑車刀	Bore 27.**** TW 27.**** ATW 27.****	P.77 P.78
內徑車刀	Bore 29.**** TW 29.**** ATW 29.****	P.79 P.80
內徑車刀	Bore 37.**** TW 37.**** ATW 37.****	P.81
內徑車刀	Bore 45.**** TW 45.**** ATW 45.****	P.82 P.83
內徑車刀	Bore 47.**** TW 47.**** ATW 47.****	P.84 P.85
內徑牙刀	Micro Internal Thread 51.**** TW 51.**** ATW 51.****	P.86
內徑槽刀	Internal Groove 53.**** TW 53.**** ATW 53.****	P.87 P.88
內徑圓槽刀	Internal radius B53.**** TW B53.**** ATW B53.****	P.89 P.90

	頁次 Page
內徑倒角刀 Internal chamfer 57.**** TW 57.**** ATW 57.****	P.91 P.92
平面槽刀 Internal Face Groove 73.**** TW 73.**** ATW 73.****	P.93 P.94
右向端面圓槽刀 Right Hand End Face Radius B73.**** TW B73.**** ATW B73.****	P.95 P.96
端面槽刀 End Face Groove 74.**** TW 74.**** ATW 74.****	P.97 P.98
左向端面圓槽刀 Left Hand End Face Radius B74.**** TW B74.**** ATW B74.****	P.99 P.100
PFA 內徑搪孔刀 Internal Bore PFA.****	P.101
PFB 內徑後掃刀 Internal Back-Turn PFB.****	P.101
PFG 槽刀片 Internal Groove PFG.****	P.102
PFG 圓槽刀片 Internal Radius PFG.****	P.103
PFS 內徑倒角刀 Internal Chamfer PFS.****	P.103
PFT 螺紋刀片 Internal Thread PFT.****	P.104
PG 刀片 Internal Face Groove PG.****	P.105
GHIR 刀片 Internal Face Groove GHIR.****	P.107
內徑刀桿 Holder For Internal Inserts CS816R.****	P.109
套筒 Sleeve	P.111
套筒 Sleeve	P.113

圓鋸片 Circular Sawblade	頁次 Page
全鎢鋼金屬圓鋸片 Solid Tungsten Metal Circular Sawblade	P.115
HSS小徑槽鋸片 Hss Small Diameter Slotting Circular Sawblade	P.117
T型銑刀系列 T-SLOT MILLING CUTTERS	P.119
側銑刀系列 SIDE MILLING CUTTERS	P.121
金鋼石切削工具 Giving All You Cutting Needs	P.123

迴轉頂針 Duty Live Center	頁次 Page
替換型高速中負荷迴轉頂針 Interchangeable High Speed Medium Duty Live Center	P.125
固定型重負荷迴轉頂針 Fixed Heavy Duty Live Center	P.125
固定細長型高速中負荷迴轉頂針 Fixed Long Type High Speed Medium Duty Live Center	P.126
替換型重負荷迴轉頂針 Interchangable Heavy Duty Live Center	P.126
端面自動調整插式傳動頂針 Automatic End Adjustment Insert Type Transmitted Center	P.127
傘型重重切削迴轉頂針 Cone Type Heavy Duty Live Center	P.128

切削條件表 Cutting Test Report	頁次 Page
車刀切削條件 Cutting Test Report	P.129
切削排屑:應用介紹 Chip Evacuation: Applications	P.129

HOL 歐樂

凸輪機用刀具

LATHE TOOL FOR CAM

左向前掃刀 Left Hand Front Turn

MC 斷屑槽 MC Breaker

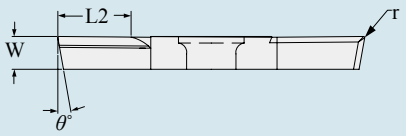

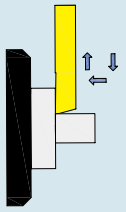

型 號 EDP NO.	W	θ°	r	L2	X21	NC02	HC83	適 用 刀 架 HOLDER NO.
34.525- 00 MC	2.5	10°	0.0	6.5		●		CS728L ****-525
34.525-005 MC			0.05					
34.525- 01 MC			0.1			●		
34.525- 02 MC			0.2			●		

MU 斷屑槽 MU Breaker

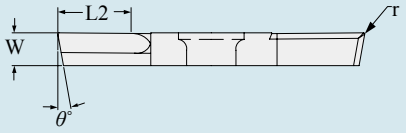

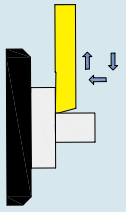

型 號 EDP NO.	W	θ°	r	L2	X21	NC02	HC83	適 用 刀 架 HOLDER NO.
34.525- 00 MU	2.5	10°	0.0	6.5		●		CS728L ****-525
34.525-005 MU			0.05					
34.525- 01 MU			0.1			●		
34.525- 02 MU			0.2			●		

MS 斷屑槽 MS Breaker

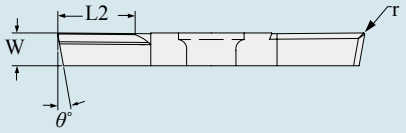

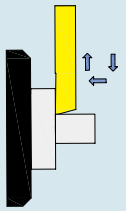

型 號 EDP NO.	W	θ°	r	L2	X21	NC02	HC83	適 用 刀 架 HOLDER NO.
34.525- 00 MS	2.5	10°	0.0	6.5		●		CS728L ****-525
34.525-005 MS			0.05					
34.525- 01 MS			0.1			●		
34.525- 02 MS			0.2			●		

左向切斷刀 Left Hand Part Off

NB 斷屑槽 NB Breaker

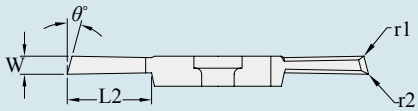

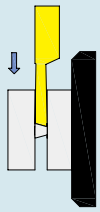

型 號 EDP NO.	L	H	W	θ°	r1	r2	L2	X21	NC02	HC83	適 用 刀 架 HOLDER NO.
44.52510-00 NB	25	6	1.0	15°	0.0	0.0	5.0		●	●	CS728L ****-525
44.52512-00 NB			1.2				6.5		●	●	
44.52515-00 NB			1.5						●	●	
44.52520-00 NB			2.0						●	●	

CE 斷屑槽 CE Breaker

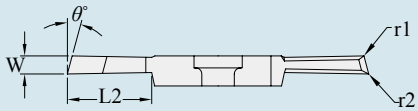

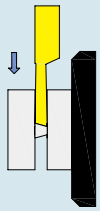

型 號 EDP NO.	W	θ°	r1	r2	L2	X21	NC02	HC83	適 用 刀 架 HOLDER NO.
44.52510-00 CE	1.0	15°	0.0	0.0	5.0	●	●		CS728L ****-525
44.52512-00 CE	1.2				6.5	●	●		
44.52515-00 CE	1.5					●	●		
44.52520-00 CE	2.0					●	●		

左向切斷刀 Left Hand Part Off

CX 斷屑槽 CX Breaker

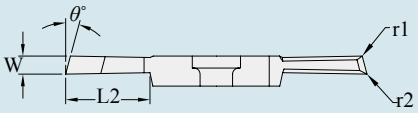

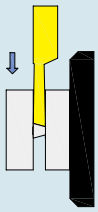

型 號 EDP NO.	W	θ°	r1	r2	L2	X21	NC02	HC83	適 用 刀 架 HOLDER NO.
44.52510-00 CX	1.0	15°	0.0	0.0	5.0	●	●		CS728L ****-525
44.52512-00 CX	1.2				6.5	●	●		
44.52515-00 CX	1.5					●	●		
44.52520-00 CX	2.0					●	●		

CU 斷屑槽 CU Breaker

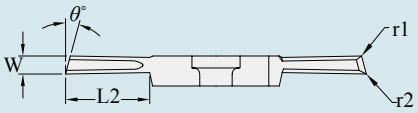

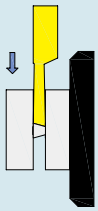

型 號 EDP NO.	W	θ°	r1	r2	L2	X21	NC02	HC83	適 用 刀 架 HOLDER NO.
44.52510-00 CU	1.0	15°	0.0	0.0	5.0	●	●		CS728L ****-525
44.52512-00 CU	1.2				6.5	●	●		
44.52515-00 CU	1.5					●	●		
44.52520-00 CU	2.0					●	●		

左向後掃刀 Left Hand Back Turn

MA 斷屑槽 MA Breaker

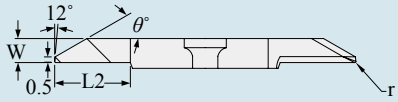

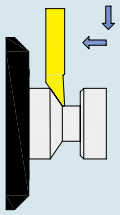

型 號 EDP NO.	W	e	θ°	r	L2	X21	NC02	HC83	適 用 刀 架 HOLDER NO.
68.52512-00 MA	1.2	0.3	30°	0.0	3.0	●	●		CS728L ****-525
68.52515-01 MA	1.5	0.5		0.1	5.0				
68.52520-01 MA	2.0	0.5		0.1	6.5	●	●		

MD 斷屑槽 MD Breaker

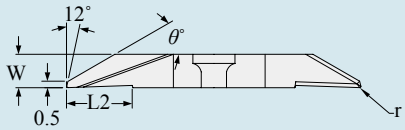

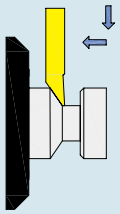

型 號 EDP NO.	W	θ°	r	L2	X21	NC02	HC83	適 用 刀 架 HOLDER NO.
68.525- 00 MD	2.5	30°	0.0	6.5		●		CS728L ****-525
68.525-005 MD			0.05					
68.525- 01 MD			0.1			●		
68.525- 02 MD			0.2			●		

CE 斷屑槽 CE Breaker

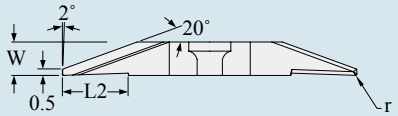

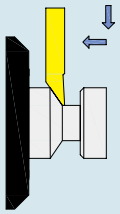

型 號 EDP NO.	W	θ°	r	L2	X21	NC02	HC83	適 用 刀 架 HOLDER NO.
70.525- 00 CE	2.5	30°	0.0	6.5				CS728L ****-525
70.525-005 CE			0.05					
70.525- 01 CE			0.1			●		
70.525- 02 CE			0.2			●		

左向圓槽刀 Left Hand Radius

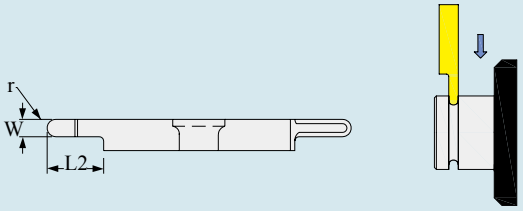

型　號 EDP NO.	W	θ°	r	L2	X21	NC02	HC83	適 用 刀 架 HOLDER NO.
72.525 050R	1.0		0.5	2.5		●		CS728L ****-525
72.525 075R	1.5		0.75	5.0		●		
72.525 100R	2.0		1.0	6.0		●		
72.525 125R	2.5		1.25	6.0		●		

左向切槽刀 Left Hand Groove

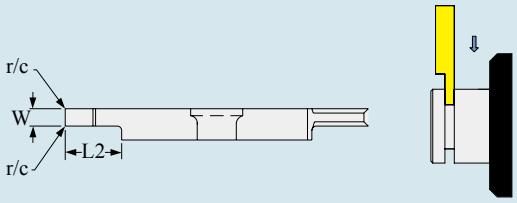

型　號 EDP NO.	W	θ°	r/c	L2	X21	NC02	HC83	適 用 刀 架 HOLDER NO.
72.525 050	0.50		0.05C	1.2		●		CS728L ****-525
72.525 075	0.75		0.05C	2.0		●		
72.525 095	0.95		0.1	2.5		●		
72.525 100	1.00		0.1			●		
72.525 125	1.25		0.2	3.0		●		
72.525 145	1.45		0.2	4.0		●		
72.525 150	1.50		0.2	5.0		●		
72.525 175	1.75		0.2			●		
72.525 200	2.00		0.2	6.0		●		
72.525 250	2.50		0.2			●		

右向前掃刀 Right Hand Front Turn

MU 斷屑槽 MU Breaker



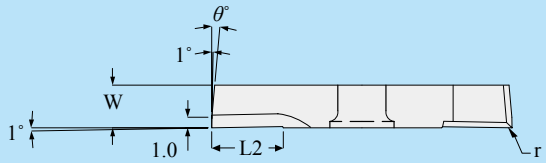

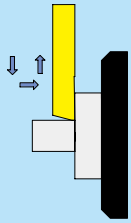

型 號 EDP NO.	W	θ°	r	L2	X21	NC02	HC83	適 用 刀 架 HOLDER NO.
33.6330-00 MU	3.0	5°	0.0	6.5		●		CS789R****-63
33.6330-01 MU	3.0		0.1			●		
33.6330-02 MU	3.0		0.2			●		

無 斷屑槽 NO Breaker



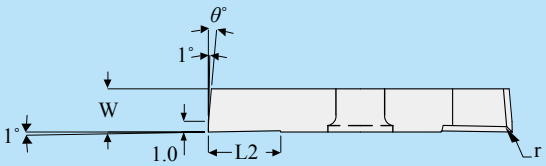

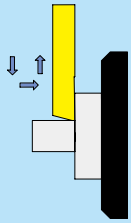

型 號 EDP NO.	W	θ°	r	L2	X21	NC02	HC83	適 用 刀 架 HOLDER NO.
33.6330-00 NB	3.0	5°	0.0	6.5	●	●		CS789R****-63
33.6330-01 NB	3.0		0.1		●	●		
33.6330-02 NB	3.0		0.2		●	●		

ME 斷屑槽 ME Breaker



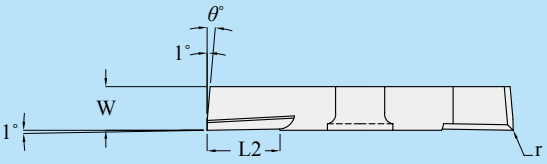

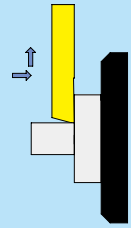

型 號 EDP NO.	W	θ°	r	L2	X21	NC02	HC83	適 用 刀 架 HOLDER NO.
33.6330-00 ME	3.0	5°	0.0	6.5	●	●		CS789R****-63
33.6330-005 ME	3.0		0.05					
33.6330-01 ME	3.0		0.1		●	●		
33.6330-02 ME	3.0		0.2		●	●		
33.6330-04 ME	3.0		0.4					

無"●"標示者為訂製品。Without "●" marking means custom products.
有"●"標示者為在庫品。With "●" marking means items in stock.

右向前掃刀 Right Hand Front Turn

MF 斷屑槽 MF Breaker

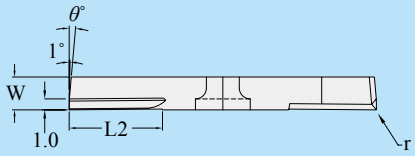

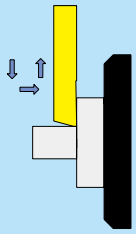

型 號 EDP NO.	W	θ°	r	L2	X21	NC02	HC83	適 用 刀 架 HOLDER NO.
33.6330-00 MF	3.0	5°	0.0	6.5	●	●		CS789R****-63
33.6330-005 MF	3.0		0.05					
33.6330-01 MF	3.0		0.1		●	●		
33.6330-02 MF	3.0		0.2		●	●		

ME 斷屑槽 ME Breaker



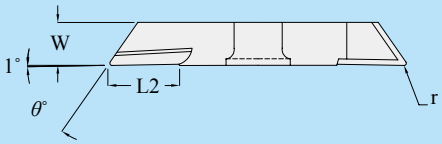

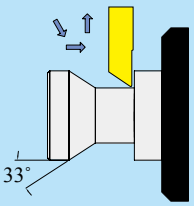

型 號 EDP NO.	W	θ°	r	L2	X21	NC02	HC83	適 用 刀 架 HOLDER NO.
33.6330D-00 ME	3.0	55°	0.0	6.5	●	●		CS789R****-63
33.6330D-005 ME	3.0		0.05					
33.6330D-01 ME	3.0		0.1		●	●		
33.6330D-02 ME	3.0		0.2		●	●		
33.6330D-04 ME	3.0		0.4					

MU 斷屑槽 MU Breaker



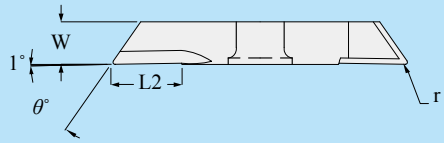

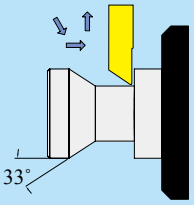

型 號 EDP NO.	W	θ°	r	L2	X21	NC02	HC83	適 用 刀 架 HOLDER NO.
33.6330D-00 MU	3.0	55°	0.0	6.5	●	●		CS789R****-63
33.6330D-01 MU	3.0		0.1		●	●		
33.6330D-02 MU	3.0		0.2		●	●		

無"●"標示者為訂製品。Without "●" marking means custom products.
有"●"標示者為在庫品。With "●" marking means items in stock.

右向前掃刀 Right Hand Front Turn

無 斷屑槽 NO Breaker



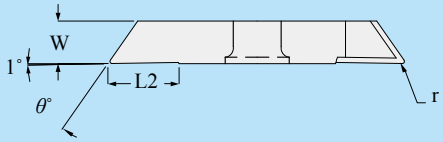

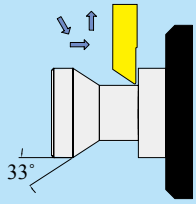

型 號 EDP NO.	W	θ°	r	L2	X21	NC02	HC83	適 用 刀 架 HOLDER NO.
33.6330D-00 NB	3.0	55°	0.0	6.5	●	●		CS789R****-63
33.6330D-01 NB	3.0		0.1		●	●		
33.6330D-02 NB	3.0		0.2		●	●		

MY 斷屑槽 MY Breaker



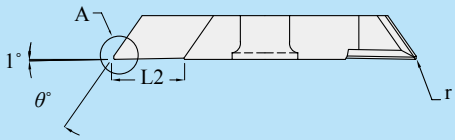

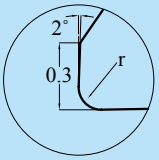

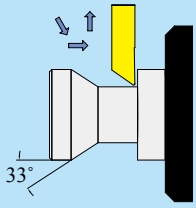

型 號 EDP NO.	W	θ°	r	L2	X21	NC02	HC83	適 用 刀 架 HOLDER NO.
33.6330-00 MY	3.0	60°	0.0	6.5	●	●		CS789R****-63
33.6330-01 MY	3.0		0.1		●	●		
33.6330-02 MY	3.0		0.2		●	●		

ME 斷屑槽 ME Breaker



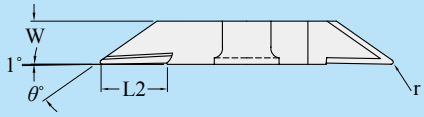

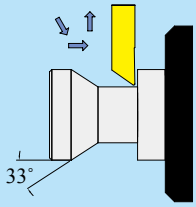

型 號 EDP NO.	W	θ°	r	L2	X21	NC02	HC83	適 用 刀 架 HOLDER NO.
33.6330V-00 ME	3.0	35°	0.0	6.5	●	●		CS789R****-63
33.6330V-01 ME	3.0		0.1		●	●		
33.6330V-02 ME	3.0		0.2		●	●		
33.6330V-04 ME	3.0		0.4					

無"●"標示者為訂製品。Without "●" marking means custom products.
有"●"標示者為在庫品。With "●" marking means items in stock.

右向前掃刀 Right Hand Front Turn

MU 斷屑槽 MU Breaker



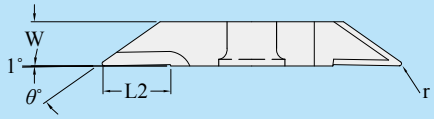

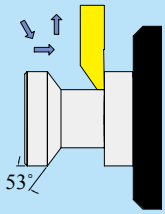

型 號 EDP NO.	W	θ°	r	L2	X21	NC02	HC83	適 用 刀 架 HOLDER NO.
33.6330V-00 MU	3.0	35°	0.0	6.5		●		CS789R****-63
33.6330V-01 MU	3.0		0.1			●		
33.6330V-02 MU	3.0		0.2			●		

倒角刀片 Chamfering Blade

無 斷屑槽 NO Breaker



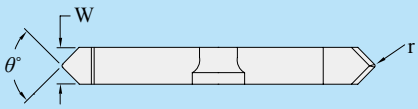

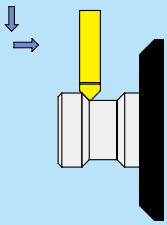

型 號 EDP NO.	W	θ°	r	L2	X21	NC02	HC83	適 用 刀 架 HOLDER NO.
35.6330-00	3.0	90°	0.0					CS789R****-63
35.6330-01	3.0		0.1					
35.6330-02	3.0		0.2			●		
35.8440-00	4.0	90°	0.0					CS668R****-84
35.8440-01	4.0		0.1					
35.8440-02	4.0		0.2			●		

無"●"標示者為訂製品。Without "●" marking means custom products.
有"●"標示者為在庫品。With "●" marking means items in stock.

右向後掃刀 Right Hand Back Turn

CE 斷屑槽 CE Breaker



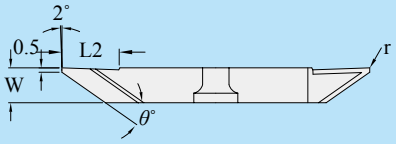

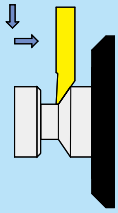

型 號 EDP NO.	W	θ°	r	L2	X21	NC02	HC83	適 用 刀 架 HOLDER NO.
67.6330-00 CE	3.0	35°	0.0	6.5				CS789R****-63
67.6330-01 CE	3.0		0.1			●		
67.6330-02 CE	3.0		0.2					
67.8440-00 CE	4.0	35°	0.0	8.5				CS668R****-84
67.8440-01 CE	4.0		0.1			●		
67.8440-02 CE	4.0		0.2			●		

ME 斷屑槽 ME Breaker

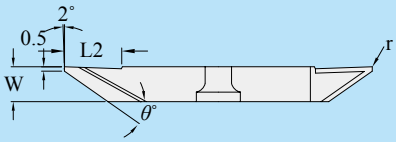

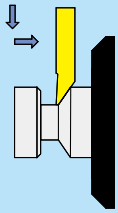

型 號 EDP NO.	W	θ°	r	L2	X21	NC02	HC83	適 用 刀 架 HOLDER NO.
67.6330-00 ME	3.0	35°	0.0	6.5				CS789R****-63
67.6330-01 ME	3.0		0.1			●		
67.6330-02 ME	3.0		0.2			●		
67.8440-00 ME	4.0	35°	0.0	8.5				CS668R****-84
67.8440-01 ME	4.0		0.1			●		
67.8440-02 ME	4.0		0.2			●		

無"●"標示者為訂製品。Without "●" marking means custom products.
有"●"標示者為在庫品。With "●" marking means items in stock.

右向後掃刀 Right Hand Back Turn

MD 斷屑槽 MD Breaker



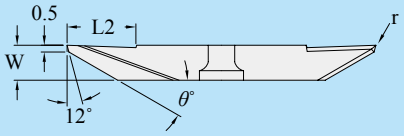

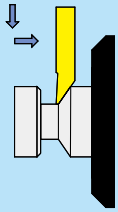

型 號 EDP NO.	W	θ°	r	L2	X21	NC02	HC83	適 用 刀 架 HOLDER NO.
67.6330-00 MD	3.0	30°	0.0	6.5				CS789R****-63
67.6330-01 MD	3.0		0.1			●		
67.6330-02 MD	3.0		0.2			●		
67.8440-00 MD	4.0	30°	0.0	8.5				CS668R****-84
67.8440-01 MD	4.0		0.1			●		
67.8440-02 MD	4.0		0.2			●		

CE 斷屑槽 CE Breaker

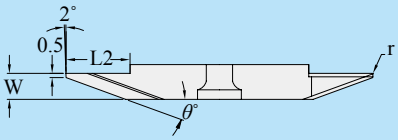

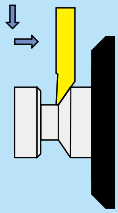

型 號 EDP NO.	W	θ°	r	L2	X21	NC02	HC83	適 用 刀 架 HOLDER NO.
69.6320-01 CE	2.0	20°	0.1	6.5				CS789R****-63
69.6320-02 CE	2.0		0.2					
69.6330-01 CE	3.0	20°	0.1	6.5		●		CS789R****-63
69.6330-02 CE	3.0		0.2			●		
69.8430-01 CE	3.0	20°	0.1	8.5		●		CS668R****-84
69.8430-02 CE	3.0		0.2			●		

無"●"標示者為訂製品。Without "●" marking means custom products.
有"●"標示者為在庫品。With "●" marking means items in stock.

右向後掃刀 Right Hand Back Turn

MA 斷屑槽 MA Breaker



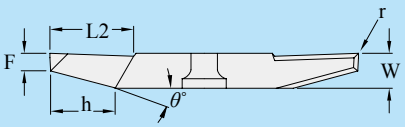

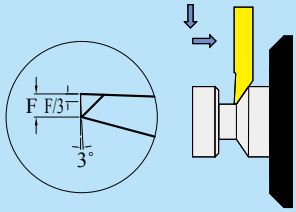

型 號 EDP NO.	W	θ°	r	F	h	L2	X21	NC02	HC83	適 用 刀 架 HOLDER NO.
69.6310-00 MA	3.0	15°	0.0	1.0	7.5	6.5		●		CS789R****-63
69.6310-01 MA			0.1					●		
69.6310-02 MA			0.2							
69.6315-00 MA	3.0	15°	0.0	1.5	5.5	6.5		●		CS789R****-63
69.6315-01 MA			0.1							
69.6315-02 MA			0.2					●		
69.8415-00 MA	3.5	15°	0.0	1.5	9.3	8.5		●		CS668R****-84
69.8415-01 MA			0.1							
69.8415-02 MA			0.2					●		
69.8420-00 MA	4.0	15°	0.0	2.0	7.5	8.5		●		CS668R****-84
69.8420-01 MA			0.1							
69.8420-02 MA			0.2					●		

ME 斷屑槽 ME Breaker

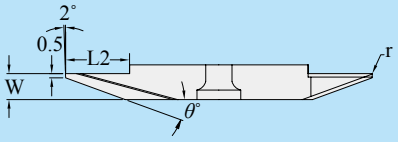

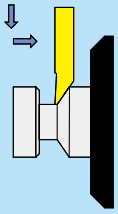

型 號 EDP NO.	W	θ°	r	L2	X21	NC02	HC83	適 用 刀 架 HOLDER NO.
69.6320-01 ME	2.0	20°	0.1	6.5				CS789R****-63
69.6320-02 ME	2.0		0.2					
69.6330-01 ME	3.0	20°	0.1	6.5		●		CS789R****-63
69.6330-02 ME	3.0		0.2			●		
69.8430-01 ME	3.0	20°	0.1	8.5		●		CS668R****-84
69.8430-02 ME	3.0		0.2			●		

無"●"標示者為訂製品。Without "●" marking means custom products.
有"●"標示者為在庫品。With "●" marking means items in stock.

左向後掃刀 Left Hand Back Turn

CE 斷屑槽 CE Breaker

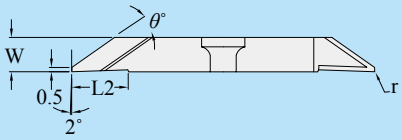

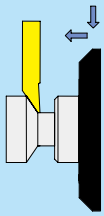

型 號 EDP NO.	W	θ°	r	L2	X21	NC02	HC83	適 用 刀 架 HOLDER NO.
68.6330-00 CE	3.0	35°	0.0	6.5				CS789L****-63
68.6330-01 CE	3.0		0.1					
68.6330-02 CE	3.0		0.2					
68.8440-00 CE	4.0	35°	0.0	8.5				CS668L****-84
68.8440-01 CE	4.0		0.1					
68.8440-02 CE	4.0		0.2					

MD 斷屑槽 MD Breaker



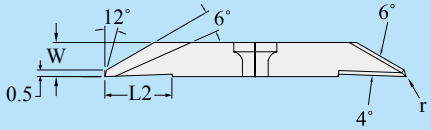

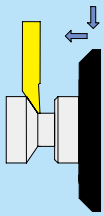

型 號 EDP NO.	W	θ°	r	L2	X21	NC02	HC83	適 用 刀 架 HOLDER NO.
68.6330-00 MD	3.0	30°	0.0	6.5				CS789L****-63
68.6330-01 MD	3.0		0.1					
68.6330-02 MD	3.0		0.2					
68.8440-00 MD	4.0	30°	0.0	8.5				CS668L****-84
68.8440-01 MD	4.0		0.1					
68.8440-02 MD	4.0		0.2					

CE 斷屑槽 CE Breaker

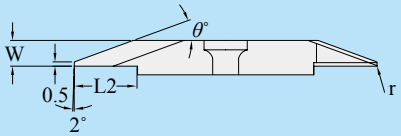

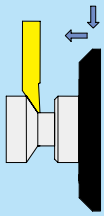

型 號 EDP NO.	W	θ°	r	L2	X21	NC02	HC83	適 用 刀 架 HOLDER NO.
70.6330-01 CE	3.0	20°	0.1	6.5				CS789L****-63
70.6330-02 CE	3.0		0.2					
70.8430-01 CE	3.0	20°	0.1	8.5				CS668L****-84
70.8430-02 CE	3.0		0.2					

無"●"標示者為訂製品。Without "●" marking means custom products.
有"●"標示者為在庫品。With "●" marking means items in stock.

右向牙刀 Right Hand Thread



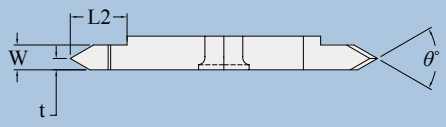

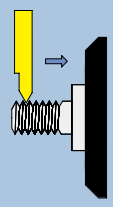

型　號 EDP NO.	W	θ°	r1	L2	t	X21	NC02	適 用 刀 架 HOLDER NO.
49.6315-6000	1.5	60°	0.0	5	0.65			CS789R****-63
49.6315-60005	1.5		0.05			●	●	
49.6315-6001	1.5		0.1			●	●	
49.6320-6001	2.0		0.1	6	0.9	●	●	
49.6320-55005	1.5	55°	0.05					
49.6320-5501	2.0		0.1			●	●	
49.6330-5502	3.0		0.2	6.5	1.3	●	●	
49.6330-6001	3.0	60°	0.1					
49.6330-6002	3.0		0.2					
49.8420-55005	1.5	55°	0.05	6	0.9			
49.8420-5501	2.0		0.1			●	●	CS668R****-84
49.8430-5501	3.0		0.1	8.5	1.3	●	●	
49.8430-5502	3.0		0.2					
49.8420-60005	2.0	60°	0.05	6.5	0.9	●	●	
49.8420-6001	2.0		0.1			●	●	
49.8430-6001	3.0		0.1	8.5	1.3	●	●	
49.8430-6002	3.0		0.2			●	●	

左向牙刀 Left Hand Thread



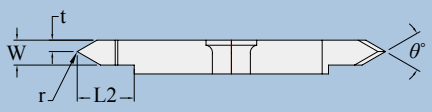

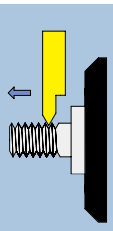

型　號 EDP NO.	W	θ°	r1	L2	t	X21	NC02	適 用 刀 架 HOLDER NO.
50.6315-6000	1.5	60°	0.0	5	0.65			CS789L****-63
50.6315-60005	1.5		0.05			●	●	
50.6315-6001	1.5		0.1			●	●	
50.6320-6001	2.0		0.1	6	0.9	●	●	
50.6320-5501	2.0	55°	0.1			●	●	
50.6330-5502	3.0		0.2	6.5	1.3	●	●	
50.6330-6001	3.0	60°	0.1					
50.6330-6002	3.0		0.2					
50.8420-5501	2.0	55°	0.1	6	0.9	●	●	CS668L****-84
50.8430-5501	3.0		0.1	8.5	1.3	●	●	
50.8430-5502	3.0		0.2					
50.8420-60005	2.0	60°	0.05	6	0.9	●	●	
50.8420-6001	2.0		0.1			●	●	
50.8430-6001	3.0		0.1	8.5	1.3	●	●	
50.8430-6002	3.0		0.2			●	●	

無"●"標示者為訂製品。Without "●" marking means custom products.
有"●"標示者為在庫品。With "●" marking means items in stock.

右向切斷刀 Right Hand Part Off

CE 斷屑槽 CE Breaker



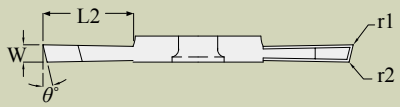

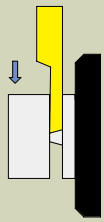

型 號 EDP NO.	W	θ°	r1	r2	L2	X21	NC02	HC83	適 用 刀 架 HOLDER NO.
43.6310-00 CE	1.0	15°	0.0	0.0	5		●		CS789R****-63
43.6315-00 CE	1.5	15°	0.0	0.0	8.5		●		CS789R****-63
43.6315-005 CE	1.5		0.05	0.05		●	●		
43.6315-01 CE	1.5		0.1	0.1		●	●		
43.6320-00 CE	2.0	15°	0.0	0.0	8.5		●		CS789R****-63
43.6320-005 CE	2.0		0.05	0.05		●	●		
43.6320-01 CE	2.0		0.1	0.1		●	●		
43.6325-00 CE	2.5	15°	0.0	0.0	8.5		●		CS789R****-63
43.6325-005 CE	2.5		0.05	0.05		●	●		
43.6325-01 CE	2.5		0.1	0.1		●	●		
43.8315-00 CE	1.5	15°	0.0	0.0	8.5		●		CS668R****-83
43.8315-005 CE	1.5		0.05	0.05		●	●		
43.8315-01 CE	1.5		0.1	0.1		●	●		
43.8320-00 CE	2.0	15°	0.0	0.0	10.5		●		CS668R****-83
43.8320-005 CE	2.0		0.05	0.05		●	●		
43.8320-01 CE	2.0		0.1	0.1		●	●		
43.8325-00 CE	2.5	15°	0.0	0.0	10.5		●		CS668R****-83
43.8325-005 CE	2.5		0.05	0.05		●	●		
43.8325-01 CE	2.5		0.1	0.1		●	●		
43.8330-00 CE	3.0	15°	0.0	0.0	10.5		●		CS668R****-83
43.8330-005 CE	3.0		0.05	0.05		●	●		
43.8330-01 CE	3.0		0.1	0.1		●	●		
43.6320-00 WCE	2.0	20°	0.1	0.0	8.5		●		CS789R****-63
43.6320-005 WCE	2.0		0.05	0.05					
43.6320-01 WCE	2.0		0.1	0.1					
43.8320-00 WCE	2.0	20°	0.1	0.0	10.5	●	●		CS668R****-83
43.8320-005 WCE	2.0		0.05	0.05					
43.8320-01 WCE	2.0		0.1	0.1					

無"●"標示者為訂製品。Without "●" marking means custom products.
有"●"標示者為在庫品。With "●" marking means items in stock.

右向切斷刀 Right Hand Part Off

CU 斷屑槽 CU Breaker



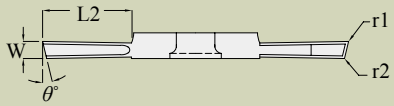

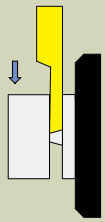

型 號 EDP NO.	W	θ°	r1	r2	L2	X21	NC02	HC83	適 用 刀 架 HOLDER NO.
43.6315-00 CU	1.5	15°	0.0	0.0	8.5		●		CS789R****-63
43.6315-005 CU	1.5		0.05	0.05		●	●		
43.6315-01 CU	1.5		0.1	0.1		●	●		
43.6320-00 CU	2.0	15°	0.0	0.0	8.5		●		CS789R****-63
43.6320-005 CU	2.0		0.05	0.05		●	●		
43.6320-01 CU	2.0		0.1	0.1		●	●		
43.6325-00 CU	2.5	15°	0.0	0.0	8.5		●		CS789R****-63
43.6325-005 CU	2.5		0.05	0.05		●	●		
43.6325-01 CU	2.5		0.1	0.1		●	●		
43.8315-00 CU	1.5	15°	0.0	0.0	8.5		●		CS668R****-83
43.8315-005 CU	1.5		0.05	0.05		●	●		
43.8315-01 CU	1.5		0.1	0.1		●	●		
43.8320-00 CU	2.0	15°	0.0	0.0	10.5		●		CS668R****-83
43.8320-005 CU	2.0		0.05	0.05		●	●		
43.8320-01 CU	2.0		0.1	0.1		●	●		
43.8325-00 CU	2.5	15°	0.0	0.0	10.5		●		CS668R****-83
43.8325-005 CU	2.5		0.05	0.05		●	●		
43.8325-01 CU	2.5		0.1	0.1		●	●		
43.8330-00 CU	3.0	15°	0.0	0.0	10.5		●		CS668R****-83
43.8330-005 CU	3.0		0.05	0.05		●	●		
43.8330-01 CU	3.0		0.1	0.1		●	●		
43.6320-00 WCU	2.0	20°	0.1	0.0	8.5	●	●		CS789R****-63
43.6320-005 WCU	2.0		0.05	0.05					
43.6320-01 WCU	2.0		0.1	0.1					
43.8320-00 WCU	2.0	20°	0.1	0.0	10.5	●	●		CS668R****-83
43.8320-005 WCU	2.0		0.05	0.05					
43.8320-01 WCU	2.0		0.1	0.1					

無"●"標示者為訂製品。Without "●" marking means custom products.
有"●"標示者為在庫品。With "●" marking means items in stock.

右向切斷刀 Right Hand Part Off

CX 斷屑槽 CX Breaker



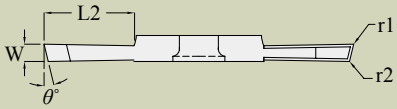

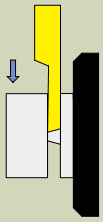

型 號 EDP NO.	W	θ°	r1	r2	L2	X21	NC02	HC83	適 用 刀 架 HOLDER NO.
43.6310-00 CX	1.0	15°	0.0	0.0	5		●		CS789R****-63
43.6315-00 CX	1.5	15°	0.0	0.0	8.5				CS789R****-63
43.6315-005 CX	1.5		0.05	0.05		●	●		
43.6315-01 CX	1.5		0.1	0.1		●	●		
43.6320-00 CX	2.0	15°	0.0	0.0	8.5		●		CS789R****-63
43.6320-005 CX	2.0		0.05	0.05		●	●		
43.6320-01 CX	2.0		0.1	0.1		●	●		
43.6325-00 CX	2.5	15°	0.0	0.0	8.5		●		CS789R****-63
43.6325-005 CX	2.5		0.05	0.05		●	●		
43.6325-01 CX	2.5		0.1	0.1		●	●		
43.8315-00 CX	1.5	15°	0.0	0.0	8.5		●		CS668R****-83
43.8315-005 CX	1.5		0.05	0.05		●	●		
43.8315-01 CX	1.5		0.1	0.1		●	●		
43.8320-00 CX	2.0	15°	0.0	0.0	10.5		●		CS668R****-83
43.8320-005 CX	2.0		0.05	0.05		●	●		
43.8320-01 CX	2.0		0.1	0.1		●	●		
43.8325-00 CX	2.5	15°	0.0	0.0	10.5		●		CS668R****-83
43.8325-005 CX	2.5		0.05	0.05		●	●		
43.8325-01 CX	2.5		0.1	0.1		●	●		
43.8330-00 CX	3.0	15°	0.0	0.0	10.5		●		CS668R****-83
43.8330-005 CX	3.0		0.05	0.05		●	●		
43.8330-01 CX	3.0		0.1	0.1		●	●		
43.6320-00 WCX	2.0	20°	0.1	0.0	8.5				CS789R****-63
43.6320-005 WCX	2.0		0.05	0.05					
43.6320-01 WCX	2.0		0.1	0.1					
43.8320-00 WCX	2.0	20°	0.1	0.0	10.5				CS668R****-83
43.8320-005 WCX	2.0		0.05	0.05					
43.8320-01 WCX	2.0		0.1	0.1					

無"●"標示者為訂製品。Without "●" marking means custom products.
有"●"標示者為在庫品。With "●" marking means items in stock.

右向切斷刀 Right Hand Part Off

無 斷屑槽 NO Breaker



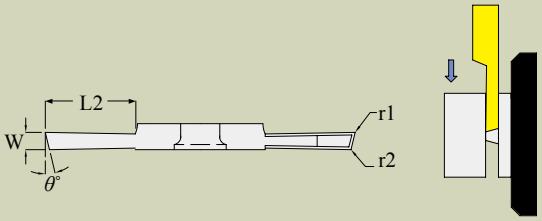

型 號 EDP NO.	W	θ°	r1	r2	L2	X21	NC02	HC83	適 用 刀 架 HOLDER NO.
43.6310-00 NB	1.0	15°	0.0	0.0	5	●	●		CS789R****-63
43.6315-00 NB	1.5	15°	0.0	0.0	8.5	●	●		CS789R****-63
43.6315-005 NB	1.5		0.05	0.05		●	●		
43.6315-01 NB	1.5		0.1	0.1		●	●		
43.6320-00 NB	2.0	15°	0.0	0.0	8.5	●	●		CS789R****-63
43.6320-005 NB	2.0		0.05	0.05		●	●		
43.6320-01 NB	2.0		0.1	0.1		●	●		
43.6325-00 NB	2.5	15°	0.0	0.0	8.5	●	●		CS789R****-63
43.6325-005 NB	2.5		0.05	0.05		●	●		
43.6325-01 NB	2.5		0.1	0.1		●	●		
43.8315-00 NB	1.5	15°	0.0	0.0	8.5	●	●		CS668R****-83
43.8315-005 NB	1.5		0.05	0.05		●	●		
43.8315-01 NB	1.5		0.1	0.1		●	●		
43.8320-00 NB	2.0	15°	0.0	0.0	10.5	●	●		CS668R****-83
43.8320-005 NB	2.0		0.05	0.05		●	●		
43.8320-01 NB	2.0		0.1	0.1		●	●		
43.8325-00 NB	2.5	15°	0.0	0.0	10.5	●	●		CS668R****-83
43.8325-005 NB	2.5		0.05	0.05		●	●		
43.8325-01 NB	2.5		0.1	0.1		●	●		
43.8330-00 NB	3.0	15°	0.0	0.0	10.5	●	●		CS668R****-83
43.8330-005 NB	3.0		0.05	0.05		●	●		
43.8330-01 NB	3.0		0.1	0.1		●	●		
43.6320-00 WNB	2.0	20°	0.1	0.0	8.5				CS789R****-63
43.6320-005 WNB	2.0		0.05	0.05					
43.6320-01 WNB	2.0		0.1	0.1					
43.8320-00 WNB	2.0	20°	0.1	0.0	10.5				CS668R****-83
43.8320-005 WNB	2.0		0.05	0.05					
43.8320-01 WNB	2.0		0.1	0.1					

無"●"標示者為訂製品。Without "●" marking means custom products.
有"●"標示者為在庫品。With "●" marking means items in stock.

右向切斷刀 Right Hand Part Off

CE 斷屑槽 CE Breaker

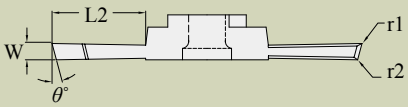

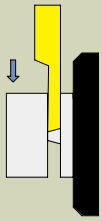

型 號 EDP NO.	W	θ°	r1	r2	L2	X21	NC02	UP60	適 用 刀 架 HOLDER NO.
43.2515-00 CE	1.5	15°	0.0	0.0	8.5	●		●	CS458R****
43.2515-01 CE	1.5		0.1	0.1		●		●	
43.2520-00 CE	2.0	15°	0.0	0.0	12	●		●	CS458R****
43.2520-005 CE	2.0		0.05	0.05		●		●	
43.2520-01 CE	2.0		0.1	0.1		●		●	
43.2525-00 CE	2.5	15°	0.0	0.0	14	●		●	CS458R****
43.2525-005 CE	2.5		0.05	0.05		●		●	
43.2525-01 CE	2.5		0.1	0.1		●		●	
43.2530-00 CE	3.0	15°	0.0	0.0	14	●		●	CS458R****
43.2530-005 CE	3.0		0.05	0.05		●		●	
43.2530-01 CE	3.0		0.1	0.1		●		●	
43.2515-00 WCE	1.5	20°	0.0	0.0	8.5				CS458R****
43.2515-01 WCE	1.5		0.1	0.1					
43.2520-00 WCE	2.0	20°	0.0	0.0	12				CS458R****
43.2520-005 WCE	2.0		0.05	0.05					
43.2520-01 WCE	2.0		0.1	0.1					
43.2525-00 WCE	2.5	20°	0.0	0.0	14				CS458R****
43.2525-005 WCE	2.5		0.05	0.05					
43.2525-01 WCE	2.5		0.1	0.1					
43.2530-00 WCE	3.0	20°	0.0	0.0	14				CS458R****
43.2530-005 WCE	3.0		0.05	0.05					
43.2530-01 WCE	3.0		0.1	0.1					

無"●"標示者為訂製品。Without "●" marking means custom products.
有"●"標示者為在庫品。With "●" marking means items in stock.

台灣專利 第：M390832號
中國專利 字號：ZL 2009 2 0136227.3
日本專利 實願：2010-005365

右向切斷刀 Right Hand Part Off

CU 斷屑槽 CU Breaker

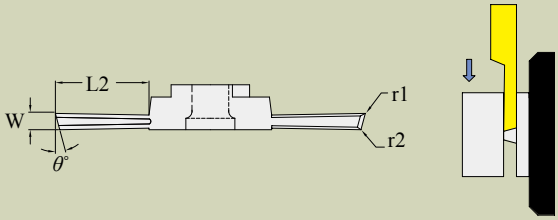

型 號 EDP NO.	W	θ°	r1	r2	L2	X21	NC02	UP60	適 用 刀 架 HOLDER NO.
43.2515-00 CU	1.5	15°	0.0	0.0	8.5	●		●	CS458R****
43.2515-005 CU	1.5		0.05	0.05					
43.2515-01 CU	1.5		0.1	0.1		●		●	
43.2520-00 CU	2.0	15°	0.0	0.0	12	●		●	CS458R****
43.2520-005 CU	2.0		0.05	0.05		●		●	
43.2520-01 CU	2.0		0.1	0.1		●		●	
43.2525-00 CU	2.5	15°	0.0	0.0	14	●		●	CS458R****
43.2525-005 CU	2.5		0.05	0.05		●		●	
43.2525-01 CU	2.5		0.1	0.1		●		●	
43.2530-00 CU	3.0	15°	0.0	0.0	14	●		●	CS458R****
43.2530-005 CU	3.0		0.05	0.05		●		●	
43.2530-01 CU	3.0		0.1	0.1		●		●	
43.2515-00 WCU	1.5	20°	0.0	0.0	8.5				CS458R****
43.2515-005 WCU	1.5		0.05	0.05					
43.2515-01 WCU	1.5		0.01	0.1					
43.2520-00 WCU	2.0	20°	0.0	0.0	12				CS458R****
43.2520-005 WCU	2.0		0.05	0.05					
43.2520-01 WCU	2.0		0.1	0.1					
43.2525-00 WCU	2.5	20°	0.0	0.0	14				CS458R****
43.2525-005 WCU	2.5		0.05	0.05					
43.2525-01 WCU	2.5		0.1	0.1					
43.2530-00 WCU	3.0	20°	0.0	0.0	14				CS458R****
43.2530-005 WCU	3.0		0.05	0.05					
43.2530-01 WCU	3.0		0.1	0.1					

無"●"標示者為訂製品。Without "●" marking means custom products.
有"●"標示者為在庫品。With "●" marking means items in stock.

台灣專利 第：M390832號
中國專利 字號：ZL 2009 2 0136227.3
日本專利 實願：2010-005365

本系列專利車刀特性：

1.刀刃單邊受損可換邊繼續使用，不影響加工效率。

1.In case one side of flute is damaged, user can change to the other side of flute for continuing operation without affecting machining efficiency.

2.刀刃磨耗後可多次研磨重複使用。使刀刃得到最高的經濟效益。

2.When cutting edge is worn, the insert can be ground for repetitive use to achieve highly economic efficiency.

右向切斷刀 Right Hand Part Off

CX 斷屑槽 CX Breaker

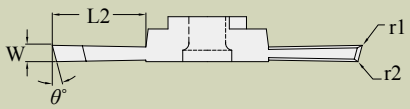

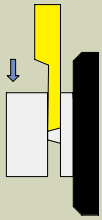

型 號 EDP NO.	W	θ°	r1	r2	L2	X21	NC02	UP60	適 用 刀 架 HOLDER NO.
43.2515-00 CX	1.5	15°	0.0	0.0	8.5	●		●	CS458R****
43.2515-005 CX	1.5		0.05	0.05					
43.2515-01 CX	1.5		0.1	0.1		●		●	
43.2520-00 CX	2.0	15°	0.0	0.0	12	●		●	CS458R****
43.2520-005 CX	2.0		0.05	0.05		●		●	
43.2520-01 CX	2.0		0.1	0.1		●		●	
43.2525-00 CX	2.5	15°	0.0	0.0	14	●		●	CS458R****
43.2525-005 CX	2.5		0.05	0.05		●		●	
43.2525-01 CX	2.5		0.1	0.1		●		●	
43.2530-00 CX	3.0	15°	0.0	0.0	14	●		●	CS458R****
43.2530-005 CX	3.0		0.05	0.05		●		●	
43.2530-01 CX	3.0		0.1	0.1		●		●	
43.2515-00 WCX	1.5	20°	0.0	0.0	8.5				CS458R****
43.2515-005 WCX	1.5		0.05	0.05					
43.2515-01 WCX	1.5		0.1	0.1					
43.2520-00 WCX	2.0	20°	0.0	0.0	12				CS458R****
43.2520-005 WCX	2.0		0.05	0.05					
43.2520-01 WCX	2.0		0.1	0.1					
43.2525-00 WCX	2.5	20°	0.0	0.0	14				CS458R****
43.2525-005 WCX	2.5		0.05	0.05					
43.2525-01 WCX	2.5		0.1	0.1					
43.2530-00 WCX	3.0	20°	0.0	0.0	14				CS458R****
43.2530-005 WCX	3.0		0.05	0.05					
43.2530-01 WCX	3.0		0.1	0.1					

無"●"標示者為訂製品。Without "●" marking means custom products.
有"●"標示者為在庫品。With "●" marking means items in stock.

台灣專利 第：M390832號
中國專利 字號：ZL 2009 2 0136227.3
日本專利 實願：2010-005365

3.專利設計，刀尖點可最接近工作中心點，縮短校機時間，提升效率。

3.Patent exclusive designed edge-point which can be most close to working center so that shorten the time for machine programming.

4.專利設計刀桿長度伸縮自如，可適用於各品牌機床。

4.Patented tool holder can be extened as desired, making it suitable for any brand of lathe.

右向切斷刀 Right Hand Part Off

無 斷屑槽 NO Breaker

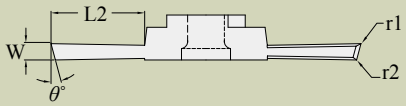

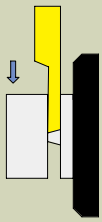

型 號 EDP NO.	W	θ°	r1	r2	L2	X21	NC02	UP60	適 用 刀 架 HOLDER NO.
43.2515-00 NB	1.5	15°	0.0	0.0	8.5	●		●	CS458R****
43.2515-005 NB	1.5		0.05	0.05		●		●	
43.2515-01 NB	1.5		0.1	0.1		●		●	
43.2520-00 NB	2.0	15°	0.0	0.0	12	●		●	CS458R****
43.2520-005 NB	2.0		0.05	0.05		●		●	
43.2520-01 NB	2.0		0.1	0.1		●		●	
43.2525-00 NB	2.5	15°	0.0	0.0	14	●		●	CS458R****
43.2525-005 NB	2.5		0.05	0.05		●		●	
43.2525-01 NB	2.5		0.1	0.1		●		●	
43.2530-00 NB	3.0	15°	0.0	0.0	14	●		●	CS458R****
43.2530-005 NB	3.0		0.05	0.05		●		●	
43.2530-01 NB	3.0		0.1	0.1		●		●	
43.2515-00 WNB	1.5	20°	0.0	0.0	8.5				CS458R****
43.2515-005 WNB	1.5		0.05	0.05					
43.2515-01 WNB	1.5		0.1	0.1					
43.2520-00 WNB	2.0	20°	0.0	0.0	12				CS458R****
43.2520-005 WNB	2.0		0.05	0.05					
43.2520-01 WNB	2.0		0.1	0.1					
43.2525-00 WNB	2.5	20°	0.0	0.0	14				CS458R****
43.2525-005 WNB	2.5		0.05	0.05					
43.2525-01 WNB	2.5		0.1	0.1					
43.2530-00 WNB	3.0	20°	0.0	0.0	14				CS458R****
43.2530-005 WNB	3.0		0.05	0.05					
43.2530-01 WNB	3.0		0.1	0.1					

無"●"標示者為訂製品。Without "●" marking means custom products.
有"●"標示者為在庫品。With "●" marking means items in stock.

台灣專利 第：M390832號
中國專利 字號：ZL 2009 2 0136227.3
日本專利 實願：2010-005365

左向切斷刀 Left Hand Part Off

CE 斷屑槽 CE Breaker



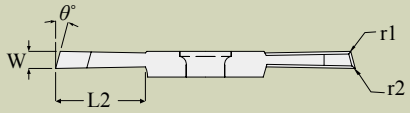

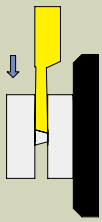

型 號 EDP NO.	W	θ°	r1	r2	L2	X21	NC02	HC83	適 用 刀 架 HOLDER NO.
44.6310-00 CE	1.0	15°	0.0	0.0	5		●		CS789L****-63
44.6315-00 CE	1.5	15°	0.0	0.0	8.5		●		CS789L****-63
44.6315-005 CE	1.5		0.05	0.05		●	●		
44.6315-01 CE	1.5		0.1	0.1		●	●		
44.6320-00 CE	2.0	15°	0.0	0.0	8.5		●		CS789L****-63
44.6320-005 CE	2.0		0.05	0.05		●	●		
44.6320-01 CE	2.0		0.1	0.1		●	●		
44.6325-00 CE	2.5	15°	0.0	0.0	8.5		●		CS789L****-63
44.6325-005 CE	2.5		0.05	0.05		●	●		
44.6325-01 CE	2.5		0.1	0.1		●	●		
44.8315-00 CE	1.5	15°	0.0	0.0	8.5		●		CS668L****-83
44.8315-005 CE	1.5		0.05	0.05		●	●		
44.8315-01 CE	1.5		0.1	0.1		●	●		
44.8320-00 CE	2.0	15°	0.0	0.0	10.5		●		CS668L****-83
44.8320-005 CE	2.0		0.05	0.05		●	●		
44.8320-01 CE	2.0		0.1	0.1		●	●		
44.8325-00 CE	2.5	15°	0.0	0.0	10.5		●		CS668L****-83
44.8325-005 CE	2.5		0.05	0.05		●	●		
44.8325-01 CE	2.5		0.1	0.1		●	●		
44.8330-00 CE	3.0	15°	0.0	0.0	10.5		●		CS668L****-83
44.8330-005 CE	3.0		0.05	0.05		●	●		
44.8330-01 CE	3.0		0.1	0.1		●	●		

無"●"標示者為訂製品。Without "●" marking means custom products.
有"●"標示者為在庫品。With "●" marking means items in stock.

左向切斷刀 Left Hand Part Off

CU 斷屑槽 CU Breaker



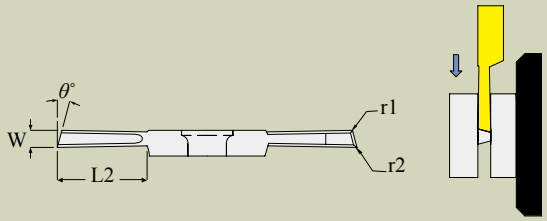

型 號 EDP NO.	W	θ°	r1	r2	L2	X21	NC02	HC83	適 用 刀 架 HOLDER NO.
44.6315-00 CU	1.5	15°	0.0	0.0	8.5	●	●		CS789L****-63
44.6315-005 CU	1.5		0.05	0.05		●	●		
44.6315-01 CU	1.5		0.1	0.1		●	●		
44.6320-00 CU	2.0	15°	0.0	0.0	8.5	●	●		CS789L****-63
44.6320-005 CU	2.0		0.05	0.05		●	●		
44.6320-01 CU	2.0		0.1	0.1		●	●		
44.6325-00 CU	2.5	15°	0.0	0.0	8.5	●	●		CS789L****-63
44.6325-005 CU	2.5		0.05	0.05		●	●		
44.6325-01 CU	2.5		0.1	0.1		●	●		
44.8315-00 CU	1.5	15°	0.0	0.0	8.5	●	●		CS668L****-83
44.8315-005 CU	1.5		0.05	0.05		●	●		
44.8315-01 CU	1.5		0.1	0.1		●	●		
44.8320-00 CU	2.0	15°	0.0	0.0	10.5	●	●		CS668L****-83
44.8320-005 CU	2.0		0.05	0.05		●	●		
44.8320-01 CU	2.0		0.1	0.1		●	●		
44.8325-00 CU	2.5	15°	0.0	0.0	10.5	●	●		CS668L****-83
44.8325-005 CU	2.5		0.05	0.05		●	●		
44.8325-01 CU	2.5		0.1	0.1		●	●		
44.8330-00 CU	3.0	15°	0.0	0.0	10.5	●	●		CS668L****-83
44.8330-005 CU	3.0		0.05	0.05		●	●		
44.8330-01 CU	3.0		0.1	0.1		●	●		

無"●"標示者為訂製品。Without "●" marking means custom products.
有"●"標示者為在庫品。With "●" marking means items in stock.

左向切斷刀 Left Hand Part Off

CX 斷屑槽 CX Breaker



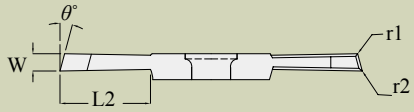

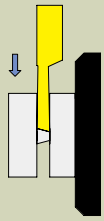

型 號 EDP NO.	W	θ°	r1	r2	L2	X21	NC02	HC83	適 用 刀 架 HOLDER NO.
44.6310-00 CX	1.0	15°	0.0	0.0	5		●		CS789L****-63
44.6315-00 CX	1.5	15°	0.0	0.0	8.5		●		CS789L****-63
44.6315-005 CX	1.5		0.05	0.05		●	●		
44.6315-01 CX	1.5		0.1	0.1		●	●		
44.6320-00 CX	2.0	15°	0.0	0.0	8.5		●		CS789L****-63
44.6320-005 CX	2.0		0.05	0.05		●	●		
44.6310-01 CX	2.0		0.1	0.1		●	●		
44.6325-00 CX	2.5	15°	0.0	0.0	8.5		●		CS789L****-63
44.6325-005 CX	2.5		0.05	0.05		●	●		
44.6325-01 CX	2.5		0.1	0.1		●	●		
44.8315-00 CX	1.5	15°	0.0	0.0	8.5		●		CS668L****-83
44.8315-005 CX	1.5		0.05	0.05		●	●		
44.8315-01 CX	1.5		0.1	0.1		●	●		
44.8320-00 CX	2.0	15°	0.0	0.0	10.5		●		CS668L****-83
44.8320-005 CX	2.0		0.05	0.05		●	●		
44.8320-01 CX	2.0		0.1	0.1		●	●		
44.8325-00 CX	2.5	15°	0.0	0.0	10.5		●		CS668L****-83
44.8325-005 CX	2.5		0.05	0.05		●	●		
44.8325-01 CX	2.5		0.1	0.1		●	●		
44.8330-00 CX	3.0	15°	0.0	0.0	10.5		●		CS668L****-83
44.8330-005 CX	3.0		0.05	0.05		●	●		
44.8330-01 CX	3.0		0.1	0.1		●	●		

無"●"標示者為訂製品。Without "●" marking means custom products.
有"●"標示者為在庫品。With "●" marking means items in stock.

左向切斷刀 Left Hand Part Off

無 斷屑槽 NO Breaker



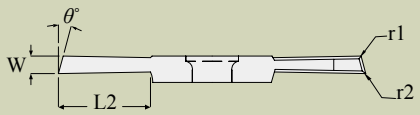

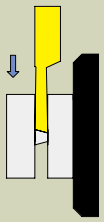

型 號 EDP NO.	W	θ°	r1	r2	L2	X21	NC02	HC83	適 用 刀 架 HOLDER NO.
44.6310-00 NB	1.0	15°	0.0	0.0	5	●	●		CS789L****-63
44.6315-00 NB	1.5	15°	0.0	0.0	8.5	●	●		CS789L****-63
44.6315-005 NB	1.5		0.05	0.05		●	●		
44.6315-01 NB	1.5		0.1	0.1		●	●		
44.6320-00 NB	2.0	15°	0.0	0.0	8.5	●	●		CS789L****-63
44.6320-005 NB	2.0		0.05	0.05		●	●		
44.6320-01 NB	2.0		0.1	0.1		●	●		
44.6325-00 NB	2.5	15°	0.0	0.0	8.5	●	●		CS789L****-63
44.6325-005 NB	2.5		0.05	0.05		●	●		
44.6325-01 NB	2.5		0.1	0.1		●	●		
44.8315-00 NB	1.5	15°	0.0	0.0	8.5	●	●		CS668L****-83
44.8315-005 NB	1.5		0.05	0.05		●	●		
44.8315-01 NB	1.5		0.1	0.1		●	●		
44.8320-00 NB	2.0	15°	0.0	0.0	10.5	●	●		CS668L****-83
44.8320-005 NB	2.0		0.05	0.05		●	●		
44.8320-01 NB	2.0		0.1	0.1		●	●		
44.8325-00 NB	2.5	15°	0.0	0.0	10.5	●	●		CS668L****-83
44.8325-005 NB	2.5		0.05	0.05		●	●		
44.8325-01 NB	2.5		0.1	0.1		●	●		
44.8330-00 NB	3.0	15°	0.0	0.0	10.5	●	●		CS668L****-83
44.8330-005 NB	3.0		0.05	0.05		●	●		
44.8330-01 NB	3.0		0.1	0.1		●	●		

無"●"標示者為訂製品。Without "●" marking means custom products.
有"●"標示者為在庫品。With "●" marking means items in stock.

左向切斷刀 Left Hand Part Off

CE 斷屑槽 CE Breaker

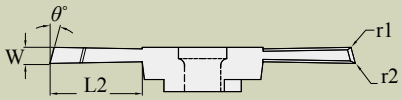

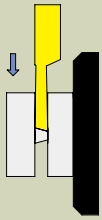

型 號 EDP NO.	W	θ°	r1	r2	L2	X21	NC02	UP60	適 用 刀 架 HOLDER NO.
44.2515-00 CE	1.5	15°	0.0	0.0	8.5	●		●	CS458L****
44.2515-01 CE	1.5		0.1	0.1		●		●	
44.2520-00 CE	2.0	15°	0.0	0.0	12	●		●	CS458L****
44.2520-005 CE	2.0		0.05	0.05		●		●	
44.2520-01 CE	2.0		0.1	0.1		●		●	
44.2525-00 CE	2.5	15°	0.0	0.0	14	●		●	CS458L****
44.2525-005 CE	2.5		0.05	0.05		●		●	
44.2525-01 CE	2.5		0.1	0.1		●		●	
44.2530-00 CE	3.0	15°	0.0	0.0	14	●		●	CS458L****
44.2530-005 CE	3.0		0.05	0.05		●		●	
44.2530-01 CE	3.0		0.1	0.1		●		●	
44.2515-00 WCE	1.5	20°	0.0	0.0	8.5				CS458L****
44.2515-01 WCE	1.5		0.1	0.1					
44.2520-00 WCE	2.0	20°	0.0	0.0	12				CS458L****
44.2520-005 WCE	2.0		0.05	0.05					
44.2520-01 WCE	2.0		0.1	0.1					
44.2525-00 WCE	2.5	20°	0.0	0.0	14				CS458L****
44.2525-005 WCE	2.5		0.05	0.05					
44.2525-01 WCE	2.5		0.1	0.1					
44.2530-00 WCE	3.0	20°	0.0	0.0	14				CS458L****
44.2530-005 WCE	3.0		0.05	0.05					
44.2530-01 WCE	3.0		0.1	0.1					

無"●"標示者為訂製品。Without "●" marking means custom products.
有"●"標示者為在庫品。With "●" marking means items in stock.

台灣專利 第：M390832號
中國專利 字號：ZL 2009 2 0136227.3
日本專利 實願：2010-005365

左向切斷刀 Left Hand Part Off

CU 斷屑槽 CU Breaker

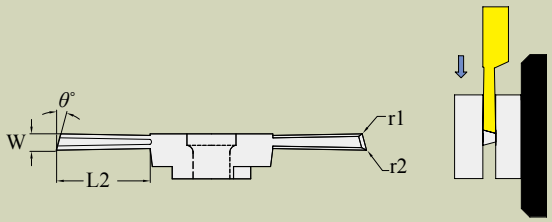

型 號 EDP NO.	W	θ°	r1	r2	L2	X21	NC02	UP60	適 用 刀 架 HOLDER NO.
44.2515-00 CU	1.5	15°	0.0	0.0	8.5	●		●	CS458L****
44.2515-01 CU	1.5		0.1	0.1		●		●	
44.2520-00 CU	2.0	15°	0.0	0.0	12	●		●	CS458L****
44.2520-005 CU	2.0		0.05	0.05		●		●	
44.2520-01 CU	2.0		0.1	0.1		●		●	
44.2525-00 CU	2.5	15°	0.0	0.0	14	●		●	CS458L****
44.2525-005 CU	2.5		0.05	0.05		●		●	
44.2525-01 CU	2.5		0.1	0.1		●		●	
44.2530-00 CU	3.0	15°	0.0	0.0	14	●		●	CS458L****
44.2530-005 CU	3.0		0.05	0.05		●		●	
44.2530-01 CU	3.0		0.1	0.1		●		●	
44.2515-00 WCU	1.5	20°	0.0	0.0	8.5				CS458L****
44.2515-01 WCU	1.5		0.1	0.1					
44.2520-00 WCU	2.0	20°	0.0	0.0	12				CS458L****
44.2520-005 WCU	2.0		0.05	0.05					
44.2520-01 WCU	2.0		0.1	0.1					
44.2525-00 WCU	2.5	20°	0.0	0.0	14				CS458L****
44.2525-005 WCU	2.5		0.05	0.05					
44.2525-01 WCU	2.5		0.1	0.1					
44.2530-00 WCU	3.0	20°	0.0	0.0	14				CS458L****
44.2530-005 WCU	3.0		0.05	0.05					
44.2530-01 WCU	3.0		0.1	0.1					

無"●"標示者為訂製品。Without "●" marking means custom products.
有"●"標示者為在庫品。With "●" marking means items in stock.

台灣專利 第：M390832號
中國專利 字號：ZL 2009 2 0136227.3
日本專利 實願：2010-005365

本系列專利車刀特性：

1.刀刃單邊受損可換邊繼續使用，不影響加工效率。

1.In case one side of flute is damaged, user can change to the other side of flute for continuing operation without affecting machining efficiency.

2.刀刃磨耗後可多次研磨重複使用。使刀刃得到最高的經濟效益。

2.When cutting edge is worn, the insert can be ground for repetitive use to achieve highly economic efficiency.

左向切斷刀 Left Hand Part Off

CX 斷屑槽 CX Breaker

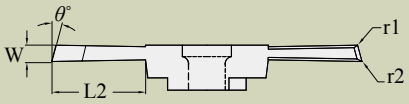

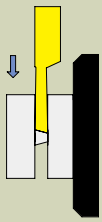

型 號 EDP NO.	W	θ°	r1	r2	L2	X21	NC02	UP60	適 用 刀 架 HOLDER NO.
44.2515-00 CX	1.5	15°	0.0	0.0	8.5	●		●	CS458L****
44.2515-01 CX	1.5		0.1	0.1		●		●	
44.2520-00 CX	2.0	15°	0.0	0.0	12	●		●	CS458L****
44.2520-005 CX	2.0		0.05	0.05		●		●	
44.2520-01 CX	2.0		0.1	0.1		●		●	
44.2525-00 CX	2.5	15°	0.0	0.0	14	●		●	CS458L****
44.2525-005 CX	2.5		0.05	0.05		●		●	
44.2525-01 CX	2.5		0.1	0.1		●		●	
44.2530-00 CX	3.0	15°	0.0	0.0	14	●		●	CS458L****
44.2530-005 CX	3.0		0.05	0.05		●		●	
44.2530-01 CX	3.0		0.1	0.1		●		●	
44.2515-00 WCX	1.5	20°	0.0	0.0	8.5				CS458L****
44.2515-01 WCX	1.5		0.1	0.1					
44.2520-00 WCX	2.0	20°	0.0	0.0	12				CS458L****
44.2520-005 WCX	2.0		0.05	0.05					
44.2520-01 WCX	2.0		0.1	0.1					
44.2525-00 WCX	2.5	20°	0.0	0.0	14				CS458L****
44.2525-005 WCX	2.5		0.05	0.05					
44.2525-01 WCX	2.5		0.1	0.1					
44.2530-00 WCX	3.0	20°	0.0	0.0	14				CS458L****
44.2530-005 WCX	3.0		0.05	0.05					
44.2530-01 WCX	3.0		0.1	0.1					

無"●"標示者為訂製品。Without "●" marking means custom products.
有"●"標示者為在庫品。With "●" marking means items in stock.

台灣專利 第：M390832號
中國專利 字號：ZL 2009 2 0136227.3
日本專利 實願：2010-005365

3.專利設計，刀尖點可最接近工作中心點，縮短校機時間，提升效率。

3.Patent exclusive designed edge-point which can be most close to working center so that shorten the time for machine programming.

4.專利設計刀桿長度伸縮自如，可適用於各品牌機床。

4.Patented tool holder can be extened as desired, making it suitable for any brand of lathe.

左向切斷刀 Left Hand Part Off

NB 斷屑槽 NB Breaker

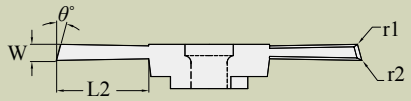

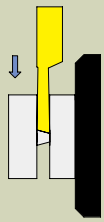

型 號 EDP NO.	W	θ°	r1	r2	L2	X21	NC02	UP60	適 用 刀 架 HOLDER NO.
44.2515-00 NB	1.5	15°	0.0	0.0	8.5	●		●	CS458L****
44.2515-01 NB	1.5		0.1	0.1		●		●	
44.2520-00 NB	2.0	15°	0.0	0.0	12	●		●	CS458L****
44.2520-005 NB	2.0		0.05	0.05		●		●	
44.2520-01 NB	2.0		0.1	0.1		●		●	
44.2525-00 NB	2.5	15°	0.0	0.0	14	●		●	CS458L****
44.2525-005 NB	2.5		0.05	0.05		●		●	
44.2525-01 NB	2.5		0.1	0.1		●		●	
44.2530-00 NB	3.0	15°	0.0	0.0	14	●		●	CS458L****
44.2530-005 NB	3.0		0.05	0.05		●		●	
44.2530-01 NB	3.0		0.1	0.1		●		●	
44.2515-00 WNB	1.5	20°	0.0	0.0	8.5				CS458L****
44.2515-01 WNB	1.5		0.1	0.1					
44.2520-00 WNB	2.0	20°	0.0	0.0	12				CS458L****
44.2520-005 WNB	2.0		0.05	0.05					
44.2520-01 WNB	2.0		0.1	0.1					
44.2525-00 WNB	2.5	20°	0.0	0.0	14				CS458L****
44.2525-005 WNB	2.5		0.05	0.05					
44.2525-01 WNB	2.5		0.1	0.1					
44.2530-00 WNB	3.0	20°	0.0	0.0	14				CS458L****
44.2530-005 WNB	3.0		0.05	0.05					
44.2530-01 WNB	3.0		0.1	0.1					

無"●"標示者為訂製品。Without "●" marking means custom products.
有"●"標示者為在庫品。With "●" marking means items in stock.

台灣專利 第：M390832號
中國專利 字號：ZL 2009 2 0136227.3
日本專利 實願：2010-005365

左向右切切斷刀 Left Hand Right Cutting Part Off

CE 斷屑槽 CE Breaker



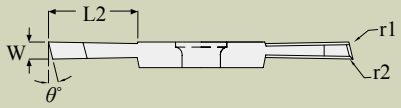

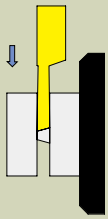

型 號 EDP NO.	W	θ°	r1	r2	L2	X21	NC02	HC83	適 用 刀 架 HOLDER NO.
44.6310-00R CE	1.0	15°	0.0	0.0	5	●	●		CS789L****-63
44.6315-00R CE	1.5	15°	0.0	0.0	8.5	●	●		CS789L****-63
44.6315-005R CE	1.5		0.05	0.05		●	●		
44.6315-01R CE	1.5		0.1	0.1		●	●		
44.6320-00R CE	2.0	15°	0.0	0.0	8.5	●	●		CS789L****-63
44.6320-005R CE	2.0		0.05	0.05		●	●		
44.6320-01R CE	2.0		0.1	0.1		●	●		
44.6325-00R CE	2.5	15°	0.0	0.0	8.5	●	●		CS789L****-63
44.6325-005R CE	2.5		0.05	0.05		●	●		
44.6325-01R CE	2.5		0.1	0.1		●	●		
44.8315-00R CE	1.5	15°	0.0	0.0	8.5	●	●		CS668L****-83
44.8315-005R CE	1.5		0.05	0.05		●	●		
44.8315-01R CE	1.5		0.1	0.1		●	●		
44.8320-00R CE	2.0	15°	0.0	0.0	10.5	●	●		CS668L****-83
44.8320-005R CE	2.0		0.05	0.05		●	●		
44.8320-01R CE	2.0		0.1	0.1		●	●		
44.8325-00R CE	2.5	15°	0.0	0.0	10.5	●	●		CS668L****-83
44.8325-005R CE	2.5		0.05	0.05		●	●		
44.8325-01R CE	2.5		0.1	0.1		●	●		
44.8330-00R CE	3.0	15°	0.0	0.0	10.5	●	●		CS668L****-83
44.8330-005R CE	3.0		0.05	0.05		●	●		
44.8330-01R CE	3.0		0.1	0.1		●	●		
44.6320-00R WCE	2.0	20°	0.1	0.0	8.5				CS789L****-63
44.6320-005R WCE	2.0		0.05	0.05					
44.6320-01R WCE	2.0		0.1	0.1					
44.8320-00R WCE	2.0	20°	0.1	0.0	10.5				CS668L****-83
44.8320-005R WCE	2.0		0.05	0.05					
44.8320-01R WCE	2.0		0.1	0.1					

無"●"標示者為訂製品。Without "●" marking means custom products.
有"●"標示者為在庫品。With "●" marking means items in stock.

左向右切切斷刀 Left Hand Right Cutting Part Off

CU 斷屑槽 CU Breaker



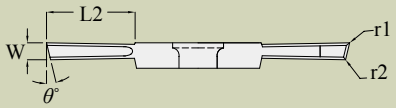

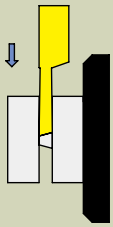

型 號 EDP NO.	W	θ°	r1	r2	L2	X21	NC02	HC83	適 用 刀 架 HOLDER NO.
44.6315-00R CU	1.5	15°	0.0	0.0	8.5	●	●		CS789L****-63
44.6315-005R CU	1.5		0.05	0.05		●	●		
44.6315-01R CU	1.5		0.1	0.1		●	●		
44.6320-00R CU	2.0	15°	0.0	0.0	8.5	●	●		CS789L****-63
44.6320-005R CU	2.0		0.05	0.05		●	●		
44.6320-01R CU	2.0		0.1	0.1		●	●		
44.6325-00R CU	2.5	15°	0.0	0.0	8.5	●	●		CS789L****-63
44.6325-005R CU	2.5		0.05	0.05		●	●		
44.6325-01R CU	2.5		0.1	0.1		●	●		
44.8315-00R CU	1.5	15°	0.0	0.0	8.5	●	●		CS668L****-83
44.8315-005R CU	1.5		0.05	0.05		●	●		
44.8315-01R CU	1.5		0.1	0.1		●	●		
44.8320-00R CU	2.0	15°	0.0	0.0	10.5	●	●		CS668L****-83
44.8320-005R CU	2.0		0.05	0.05		●	●		
44.8320-01R CU	2.0		0.1	0.1		●	●		
44.8325-00R CU	2.5	15°	0.0	0.0	10.5	●	●		CS668L****-83
44.8325-005R CU	2.5		0.05	0.05		●	●		
44.8325-01R CU	2.5		0.1	0.1		●	●		
44.8330-00R CU	3.0	15°	0.0	0.0	10.5	●	●		CS668L****-83
44.8330-005R CU	3.0		0.05	0.05		●	●		
44.8330-01R CU	3.0		0.1	0.1		●	●		
44.6320-00R WCU	2.0	20°	0.1	0.0	8.5				CS789L****-63
44.6320-005R WCU	2.0		0.05	0.05					
44.6320-01R WCU	2.0		0.1	0.1					
44.8320-00R WCU	2.0	205°	0.1	0.0	10.5				CS668L****-83
44.8320-005R WCU	2.0		0.05	0.05					
44.8320-01R WCU	2.0		0.1	0.1					

無"●"標示者為訂製品。Without "●" marking means custom products.
有"●"標示者為在庫品。With "●" marking means items in stock.

左向右切切斷刀 Left Hand Right Cutting Part Off

CX 斷屑槽 CX Breaker



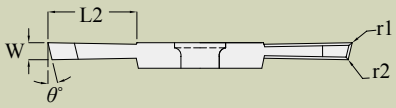

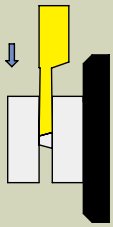

型 號 EDP NO.	W	θ°	r1	r2	L2	X21	NC02	HC83	適 用 刀 架 HOLDER NO.
44.6310-00R CX	1.0	15°	0.0	0.0	5	●	●		CS789L****-63
44.6315-00R CX	1.5	15°	0.0	0.0	8.5	●	●		CS789L****-63
44.6315-005R CX	1.5		0.05	0.05		●	●		
44.6315-01R CX	1.5		0.1	0.1		●	●		
44.6320-00R CX	2.0	15°	0.0	0.0	8.5	●	●		CS789L****-63
44.6320-005R CX	2.0		0.05	0.05		●	●		
44.6320-01R CX	2.0		0.1	0.1		●	●		
44.6325-00R CX	2.5	15°	0.0	0.0	8.5	●	●		CS789L****-63
44.6325-005R CX	2.5		0.05	0.05		●	●		
44.6325-01R CX	2.5		0.1	0.1		●	●		
44.8315-00R CX	1.5	15°	0.0	0.0	8.5	●	●		CS668L****-83
44.8315-005R CX	1.5		0.05	0.05		●	●		
44.8315-01R CX	1.5		0.1	0.1		●	●		
44.8320-00R CX	2.0	15°	0.0	0.0	10.5	●	●		CS668L****-83
44.8320-005R CX	2.0		0.05	0.05		●	●		
44.8320-01R CX	2.0		0.1	0.1		●	●		
44.8325-00R CX	2.5	15°	0.0	0.0	10.5	●	●		CS668L****-83
44.8325-005R CX	2.5		0.05	0.05		●	●		
44.8325-01R CX	2.5		0.1	0.1		●	●		
44.8330-00R CX	3.0	15°	0.0	0.0	10.5	●	●		CS668L****-83
44.8330-005R CX	3.0		0.05	0.05		●	●		
44.8330-01R CX	3.0		0.1	0.1		●	●		
44.6320-00R CX	2.0	20°	0.1	0.0	8.5				CS789L****-63
44.6320-005R CX	2.0		0.05	0.05					
44.6320-01R WCX	2.0		0.1	0.1					
44.8320-00R WCX	2.0	20°	0.1	0.0	10.5				CS668L****-83
44.8320-005R WCX	2.0		0.05	0.05					
44.8320-01R WCX	2.0		0.1	0.1					

無"●"標示者為訂製品。Without "●" marking means custom products.
有"●"標示者為在庫品。With "●" marking means items in stock.

左向右切切斷刀 Left Hand Right Cutting Part Off

無 斷屑槽 NO Breaker



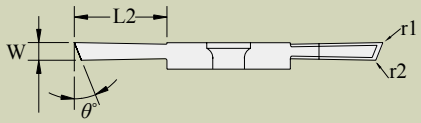

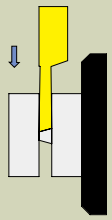

型 號 EDP NO.	W	θ°	r1	r2	L2	X21	NC02	HC83	適 用 刀 架 HOLDER NO.
44.6310-00R NB	1.0	15°	0.0	0.0	5	●	●		CS789L****-63
44.6315-00R NB	1.5	15°	0.0	0.0	8.5	●	●		CS789L****-63
44.6315-005R NB	1.5		0.05	0.05		●	●		
44.6315-01R NB	1.5		0.1	0.1		●	●		
44.6320-00R NB	2.0	15°	0.0	0.0	8.5	●	●		CS789L****-63
44.6320-005R NB	2.0		0.05	0.05		●	●		
44.6320-01R NB	2.0		0.1	0.1		●	●		
44.6325-00R NB	2.5	15°	0.0	0.0	8.5	●	●		CS789L****-63
44.6325-005R NB	2.5		0.05	0.05		●	●		
44.6325-01R NB	2.5		0.1	0.1		●	●		
44.8315-00R NB	1.5	15°	0.0	0.0	8.5	●	●		CS668L****-83
44.8315-005R NB	1.5		0.05	0.05		●	●		
44.8315-01R NB	1.5		0.1	0.1		●	●		
44.8320-00R NB	2.0	15°	0.0	0.0	10.5	●	●		CS668L****-83
44.8320-005R NB	2.0		0.05	0.05		●	●		
44.8320-01R NB	2.0		0.1	0.1		●	●		
44.8325-00R NB	2.5	15°	0.0	0.0	10.5	●	●		CS668L****-83
44.8325-005R NB	2.5		0.05	0.05		●	●		
44.8325-01R NB	2.5		0.1	0.1		●	●		
44.8330-00R NB	3.0	15°	0.0	0.0	10.5	●	●		CS668L****-83
44.8330-005R NB	3.0		0.05	0.05		●	●		
44.8330-01R NB	3.0		0.1	0.1		●	●		
44.6320-00R WNB	2.0	20°	0.1	0.0	8.5				CS789L****-63
44.6320-005R WNB	2.0		0.05	0.05					
44.6320-01R WNB	2.0		0.1	0.1					
44.8320-00R WNB	2.0	20°	0.1	0.0	10.5				CS668L****-83
44.8320-005R WNB	2.0		0.05	0.05					
44.8320-01R WNB	2.0		0.1	0.1					

無"●"標示者為訂製品。Without "●" marking means custom products.
有"●"標示者為在庫品。With "●" marking means items in stock.

左向右切切斷刀 Left Hand Right Cutting Part Off

CE 斷屑槽 CE Breaker



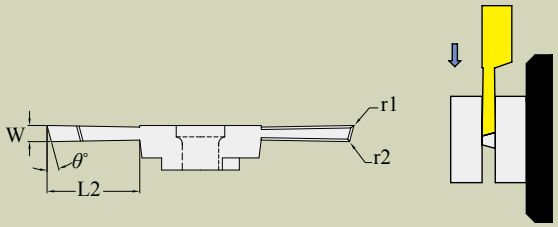

型 號 EDP NO.	W	θ°	r1	r2	L2	X21	UP60	適 用 刀 架 HOLDER NO.
44.2515-00R CE	1.5	15°	0.0	0.0	8.5	●	●	CS458L****
44.2515-01R CE	1.5		0.1	0.1		●	●	
44.2520-00R CE	2.0	15°	0.0	0.0	12	●	●	CS458L****
44.2520-005R CE	2.0		0.05	0.05		●	●	
44.2520-01R CE	2.0		0.1	0.1		●	●	
44.2525-00R CE	2.5	15°	0.0	0.0	14	●	●	CS458L****
44.2525-005R CE	2.5		0.05	0.05		●	●	
44.2525-01R CE	2.5		0.1	0.1		●	●	
44.2530-00R CE	3.0	15°	0.0	0.0	14	●	●	CS458L****
44.2530-005R CE	3.0		0.05	0.05		●	●	
44.2530-01R CE	3.0		0.1	0.1		●	●	
44.2515-00R WCE	1.5	20°	0.0	0.0	8.5			CS458L****
44.2515-01R WCE	1.5		0.1	0.1				
44.2520-00R WCE	2.0	20°	0.0	0.0	12			CS458L****
44.2520-005R WCE	2.0		0.05	0.05				
44.2520-01R WCE	2.0		0.1	0.1				
44.2525-00R WCE	2.5	20°	0.0	0.0	14			CS458L****
44.2525-005R WCE	2.5		0.05	0.05				
44.2525-01R WCE	2.5		0.1	0.1				
44.2530-00R WCE	3.0	20°	0.0	0.0	14			CS458L****
44.2530-005R WCE	3.0		0.05	0.05				
44.2530-01R WCE	3.0		0.1	0.1				

無"●"標示者為訂製品。Without "●" marking means custom products.
有"●"標示者為在庫品。With "●" marking means items in stock.

台灣專利 第：M390832號
中國專利 字號：ZL 2009 2 0136227.3
日本專利 實願：2010-005365

左向右切切斷刀 Left Hand Right Cutting Part Off

CU 斷屑槽 CU Breaker

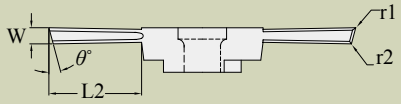

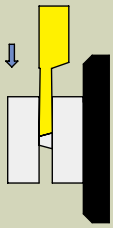

型 號 EDP NO.	W	θ°	r1	r2	L2	X21	UP60	適 用 刀 架 HOLDER NO.
44.2515-00R CU	1.5	15°	0.0	0.0	8.5	●	●	CS458L****
44.2515-01R CU	1.5		0.1	0.1		●	●	
44.2520-00R CU	2.0	15°	0.0	0.0	12	●	●	CS458L****
44.2520-005R CU	2.0		0.05	0.05		●	●	
44.2520-01R CU	2.0		0.1	0.1		●	●	
44.2525-00R CU	2.5	15°	0.0	0.0	14	●	●	CS458L****
44.2525-005R CU	2.5		0.05	0.05		●	●	
44.2525-01R CU	2.5		0.1	0.1		●	●	
44.2530-00R CU	3.0	15°	0.0	0.0	14	●	●	CS458L****
44.2530-005R CU	3.0		0.05	0.05		●	●	
44.2530-01R CU	3.0		0.1	0.1		●	●	
44.2515-00R WCU	1.5	20°	0.0	0.0	8.5			CS458L****
44.2515-01R WCU	1.5		0.1	0.1				
44.2520-00R WCU	2.0	20°	0.0	0.0	12			CS458L****
44.2520-005R WCU	2.0		0.05	0.05				
44.2520-01R WCU	2.0		0.1	0.1				
44.2525-00R WCU	2.5	20°	0.0	0.0	14			CS458L****
44.2525-005R WCU	2.5		0.05	0.05				
44.2525-01R WCU	2.5		0.1	0.1				
44.2530-00R WCU	3.0	20°	0.0	0.0	14			CS458L****
44.2530-005R WCU	3.0		0.05	0.05				
44.2530-01R WCU	3.0		0.1	0.1				

無"●"標示者為訂製品。Without "●" marking means custom products.
有"●"標示者為在庫品。With "●" marking means items in stock.

台灣專利 第：M390832號
中國專利 字號：ZL 2009 2 0136227.3
日本專利 實願：2010-005365

本系列專利車刀特性：

1.刀刃單邊受損可換邊繼續使用，不影響加工效率。

1.In case one side of flute is damaged, user can change to the other side of flute for continuing operation without affecting machining efficiency.

2.刀刃磨耗後可多次研磨重複使用。使刀刃得到最高的經濟效益。

2.When cutting edge is worn, the insert can be ground for repetitive use to achieve highly economic efficiency.

左向右切切斷刀 Left Hand Right Cutting Part Off

CX 斷屑槽 CX Breaker



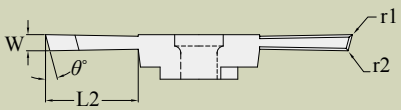

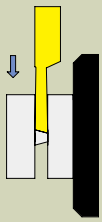

型 號 EDP NO.	W	θ°	r1	r2	L2	X21	UP60	適 用 刀 架 HOLDER NO.
44.2515-00R CX	1.5	15°	0.0	0.0	8.5	●	●	CS458L****
44.2515-01R CX	1.5		0.1	0.1		●	●	
44.2520-00R CX	2.0	15°	0.0	0.0	12	●	●	CS458L****
44.2520-005R CX	2.0		0.05	0.05		●	●	
44.2520-01R CX	2.0		0.1	0.1		●	●	
44.2525-00R CX	2.5	15°	0.0	0.0	14	●	●	CS458L****
44.2525-005R CX	2.5		0.05	0.05		●	●	
44.2525-01R CX	2.5		0.1	0.1		●	●	
44.2530-00R CX	3.0	15°	0.0	0.0	14	●	●	CS458L****
44.2530-005R CX	3.0		0.05	0.05		●	●	
44.2530-01R CX	3.0		0.1	0.1		●	●	
44.2515-00R WCX	1.5	20°	0.0	0.0	8.5			CS458L****
44.2515-01R WCX	1.5		0.1	0.1				
44.2520-00R WCX	2.0	20°	0.0	0.0	12			CS458L****
44.2520-005R WCX	2.0		0.05	0.05				
44.2520-01R WCX	2.0		0.1	0.1				
44.2525-00R WCX	2.5	20°	0.0	0.0	14			CS458L****
44.2525-005R WCX	2.5		0.05	0.05				
44.2525-01R WCX	2.5		0.1	0.1				
44.2530-00R WCX	3.0	20°	0.0	0.0	14			CS458L****
44.2530-005R WCX	3.0		0.05	0.05				
44.2530-01R WCX	3.0		0.1	0.1				

無"●"標示者為訂製品。Without "●" marking means custom products.
有"●"標示者為在庫品。With "●" marking means items in stock.

台灣專利 第：M390832號
中國專利 字號：ZL 2009 2 0136227.3
日本專利 實願：2010-005365

3.專利設計，刀尖點可最接近工作中心點，縮短校機時間，提升效率。

3.Patent exclusive designed edge-point which can be most close to working center so that shorten the time for machine programming.

4.專利設計刀桿長度伸縮自如，可適用於各品牌機床。

4.Patented tool holder can be extened as desired, making it suitable for any brand of lathe.

左向右切切斷刀 Left Hand Right Cutting Part Off

無 斷屑槽 NO Breaker

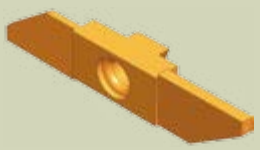

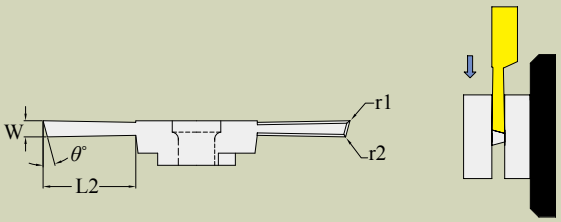

型 號 EDP NO.	W	θ°	r1	r2	L2	X21	UP60	適 用 刀 架 HOLDER NO.
44.2515-00R NB	1.5	15°	0.0	0.0	8.5	●	●	CS458L****
44.2515-01R NB	1.5		0.1	0.1		●	●	
44.2520-00R NB	2.0	15°	0.0	0.0	12	●	●	CS458L****
44.2520-005R NB	2.0		0.05	0.05		●	●	
44.2520-01R NB	2.0		0.1	0.1		●	●	
44.2525-00R NB	2.5	15°	0.0	0.0	14	●	●	CS458L****
44.2525-005R NB	2.5		0.05	0.05		●	●	
44.2525-01R NB	2.5		0.1	0.1		●	●	
44.2530-00R NB	3.0	15°	0.0	0.0	14	●	●	CS458L****
44.2530-005R NB	3.0		0.05	0.05		●	●	
44.2530-01R NB	3.0		0.1	0.1		●	●	
44.2515-00R WNB	1.5	20°	0.0	0.0	8.5			CS458L****
44.2515-01R WNB	1.5		0.1	0.1				
44.2520-00R WNB	2.0	20°	0.0	0.0	12			CS458L****
44.2520-005R WNB	2.0		0.05	0.05				
44.2520-01R WNB	2.0		0.1	0.1				
44.2525-00R WNB	2.5	20°	0.0	0.0	14			CS458L****
44.2525-005R WNB	2.5		0.05	0.05				
44.2525-01R WNB	2.5		0.1	0.1				
44.2530-00R WNB	3.0	20°	0.0	0.0	14			CS458L****
44.2530-005R WNB	3.0		0.05	0.05				
44.2530-01R WNB	3.0		0.1	0.1				

無"●"標示者為訂製品。Without "●" marking means custom products.
有"●"標示者為在庫品。With "●" marking means items in stock.

台灣專利 第：M390832號
中國專利 字號：ZL 2009 2 0136227.3
日本專利 實願：2010-005365

端面切溝刀 Face Groove

CX 斷屑槽 CX Breaker



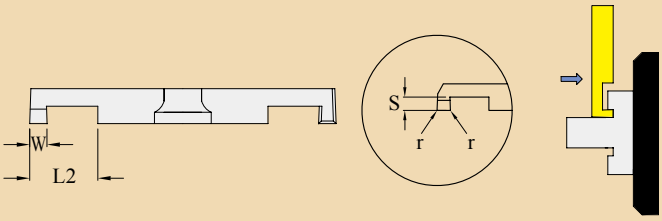

型 號 EDP NO.	W	S	r	L2	X21	NC02	HC83	適 用 刀 架 HOLDER NO.
21.6410-01 CX	1.0	2.0	0.1	6.0				CS789R****-64
21.6415-02 CX	1.5		0.2			●		
21.6420-02 CX	2.0		0.2			●		
21.8410-01 CX	1.0		0.1	8.0		●		CS668R****-84
21.8415-02 CX	1.5		0.2			●		
21.8420-02 CX	2.0		0.2			●		

MA 切屑槽 MA Breaker



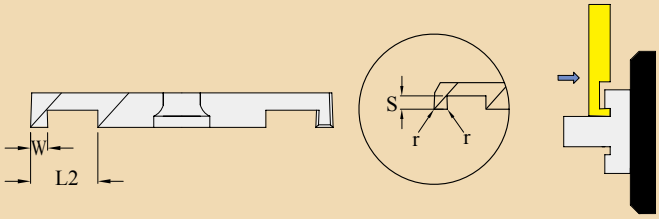

型 號 EDP NO.	W	S	r	L2	X21	NC02	HC83	適 用 刀 架 HOLDER NO.
21.6410-01 MA	1.0	2.0	0.1	6.0		●		CS789R****-64
21.6415-02 MA	1.5		0.2			●		
21.6420-02 MA	2.0		0.2			●		
21.8410-01 MA	1.0		0.1	8.0		●		CS668R****-84
21.8415-02 MA	1.5		0.2			●		
21.8420-02 MA	2.0		0.2			●		

無"●"標示者為訂製品。Without "●" marking means custom products.
有"●"標示者為在庫品。With "●" marking means items in stock.



右向切槽刀 Right Hand Groove



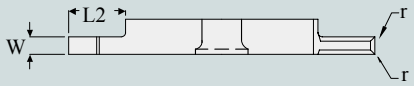

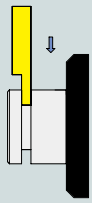

型　號 EDP NO.	W	θ°	r / c	L2	X21	NC02	HC83	適 用 刀 架 HOLDER NO.
71.63 050	0.50		0.05C	1.2		●		CS789R****-63
71.63 075	0.75		0.05C	2.0		●		
71.63 095	0.95		0.1	2.5				
71.63 100	1.00		0.1			●		
71.63 125	1.25		0.2	3.0		●		
71.63 145	1.45		0.2	4.0		●		
71.63 150	1.50		0.2	5.0		●		
71.63 175	1.75		0.2			●		
71.63 200	2.00		0.2	6.0		●		
71.63 250	2.50		0.2	8.0		●		
71.84 100	1.00		0.1	2.5		●		CS668R****-84
71.84 125	1.25		0.2	3.0		●		
71.84 145	1.45		0.2	4.0				
71.84 150	1.50		0.2	5.0		●		
71.84 175	1.75		0.2			●		
71.84 200	2.00		0.2	6.0		●		
71.84 250	2.50		0.2	8.0		●		
71.84 300	3.00		0.3			●		
71.84 350	3.50		0.3			●		
71.84 400	4.00		0.4			●		
71.85 450	4.50		0.4	10.0				CS668R****-85
71.85 500	5.00		0.4					

無"●"標示者為訂製品。Without "●" marking means custom products.
有"●"標示者為在庫品。With "●" marking means items in stock.

右向圓槽刀 Right Hand Radius



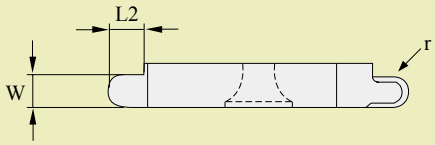

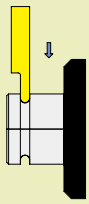

型 號 EDP NO.	W	θ°	r	L2	X21	NC02	HC83	適 用 刀 架 HOLDER NO.
71.63 050 R	1.0		0.50	2.5		●		CS789R****-63
71.63 075 R	1.5		0.25	3.0		●		
71.63 100 R	2.0		1.00	4.0		●		
71.63 125 R	2.5		1.25	6.0		●		
71.63 150 R	3.0		1.50	8.0				
71.84 050 R	1.0		0.50	2.5		●		CS668R****-84
71.84 075 R	1.5		0.75	3.0		●		
71.84 100 R	2.0		1.00	4.0		●		
71.84 125 R	2.5		1.25	6.0		●		
71.84 150 R	3.0		1.50	8.0		●		
71.84 175 R	3.5		1.75	8.0		●		
71.84 200 R	4.0		2.00	8.0		●		
71.85 250 R	5.0		2.50	10.0				CS668R****-85

右向插掃刀 Right Hand Groove and Turn

無 斷屑槽 NO Breaker



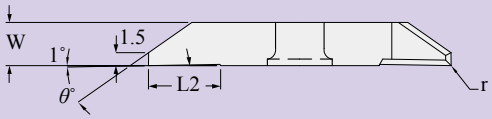

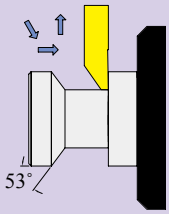

型 號 EDP NO.	W	θ°	r	L2	X21	NC02	HC83	適 用 刀 架 HOLDER NO.
75.6330-00 NB	4.0	35°	0.0	6.5	●	●		CS789R****-63
75.6330-01 NB	4.0		0.1					
75.6330-02 NB	4.0		0.2		●	●		
75.8440-00 NB	4.0	35°	0.0	8.5	●	●		CS668R****-84
75.8440-01 NB	4.0		0.1					
75.8440-02 NB	4.0		0.2		●	●		

無"●"標示者為訂製品。Without "●" marking means custom products.
有"●"標示者為在庫品。With "●" marking means items in stock.

右向插掃刀 Right Hand Groove and Turn

MA 斷屑槽 MA Breaker

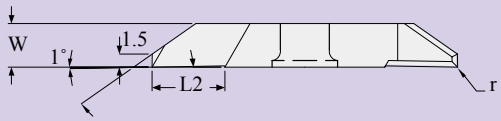

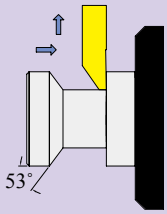

型 號 EDP NO.	W	θ°	r	L2	X21	NC02	HC83	適 用 刀 架 HOLDER NO.
75.6330-00 MA	3.0	35°	0.0	6.5				CS789R****-63
75.6330-01 MA	3.0		0.1		●	●	●	
75.6330-02 MA	3.0		0.2		●	●	●	
75.8440-00 MA	4.0	35°	0.0	8.5				CS668R****-84
75.8440-01 MA	4.0		0.1		●	●	●	
75.8440-02 MA	4.0		0.2		●	●	●	

MA 斷屑槽 MA Breaker



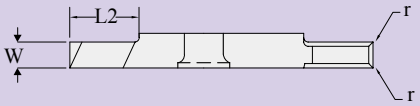

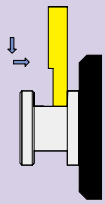

型 號 EDP NO.	W	θ°	r	L2	X21	NC02	HC83	適 用 刀 架 HOLDER NO.
77.6310-01 MA	1.0		0.1	2.5	●	●		CS789R****-63
77.6310-02 MA	1.0		0.2					
77.6315-01 MA	1.5		0.1	3.0	●	●		
77.6315-02 MA	1.5		0.2					
77.6320-01 MA	2.0		0.1	4.0	●	●		
77.6320-02 MA	2.0		0.2		●	●		
77.6325-01 MA	2.5		0.1	6.0	●	●		
77.6325-02 MA	2.5		0.2		●	●		
77.6330-01 MA	3.0		0.1	8.0				
77.6330-02 MA	3.0		0.2					
77.8410-01 MA	1.0		0.1	2.5	●	●		CS668R****-84
77.8410-02 MA	1.0		0.2					
77.8415-01 MA	1.5		0.1	3.0	●	●		
77.8415-02 MA	1.5		0.2		●	●		
77.8420-01 MA	2.0		0.1	4.0				
77.8420-02 MA	2.0		0.2		●	●		
77.8425-01 MA	2.5		0.1	6.0	●	●		
77.8425-02 MA	2.5		0.2		●	●		
77.8430-01 MA	3.0		0.1	8.0	●			
77.8430-02 MA	3.0		0.2			●		
77.8440-01 MA	4.0		0.1	8.0				
77.8440-02 MA	4.0		0.2			●		

無"●"標示者為訂製品。Without "●" marking means custom products.
有"●"標示者為在庫品。With "●" marking means items in stock.

右向插掃刀 Right Hand Groove and Turn

無 斷屑槽 NO Breaker

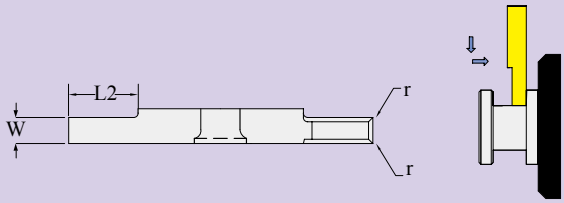

型 號 EDP NO.	W	θ°	r	L2	X21	NC02	HC83	適 用 刀 架 HOLDER NO.
77.6310-01 NB	1.0		0.1	2.5		●		CS789R****-63
77.6310-02 NB	1.0		0.2					
77.6315-01 NB	1.5		0.1	3.0		●		
77.6315-02 NB	1.5		0.2					
77.6320-01 NB	2.0		0.1	4.0		●		
77.6320-02 NB	2.0		0.2			●		
77.6325-01 NB	2.5		0.1	6.0		●		
77.6325-02 NB	2.5		0.2			●		
77.6330-01 NB	3.0		0.1	8.0				
77.6330-02 NB	3.0		0.2					
77.8410-01 NB	1.0		0.1	2.5		●		CS668R****-84
77.8410-02 NB	1.0		0.2					
77.8415-01 NB	1.5		0.1	3.0		●		
77.8415-02 NB	1.5		0.2			●		
77.8420-01 NB	2.0		0.1	4.0		●		
77.8420-02 NB	2.0		0.2			●		
77.8425-01 NB	2.5		0.1	6.0		●		
77.8425-02 NB	2.5		0.2					
77.8430-01 NB	3.0		0.1	8.0		●		CS668R****-84
77.8430-02 NB	3.0		0.2			●		
77.8440-01 NB	4.0		0.1	8.0				
77.8440-02 NB	4.0		0.2					

端面切溝刀 Face Groove

MA 切屑槽 MA Breaker



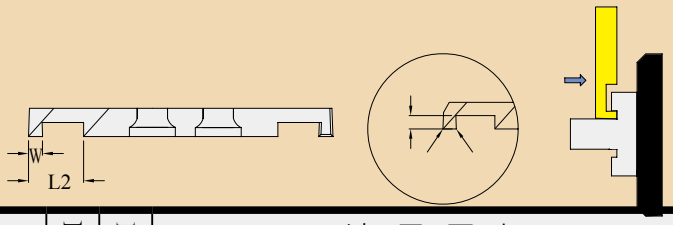

型 號 EDP NO.	W	S	r	L2	X21	NA01	HC83	適 用 刀 架 HOLDER NO.
214.10-01 MA	1.0	2.0	0.1	8.0		●		CS900R****-84
214.15-02 MA	1.5		0.2					
214.20-02 MA	2.0		0.2					

無"●"標示者為訂製品。Without "●" marking means custom products.
有"●"標示者為在庫品。With "●" marking means items in stock.

右向後掃刀 Right Hand Back Turn

CE 斷屑槽 CE Breaker



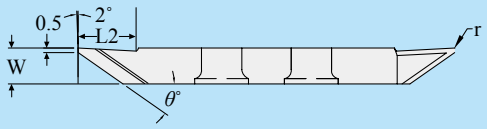

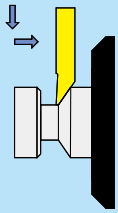

型 號 EDP NO.	W	θ°	r	L2	X21	NA01	HC83	適 用 刀 架 HOLDER NO.
674.40-00 CE	4.0	35°	0.0	8.5				CS900R****84
674.40-01 CE	4.0		0.1					
674.40-02 CE	4.0		0.2		●	●		

ME 斷屑槽 ME Breaker

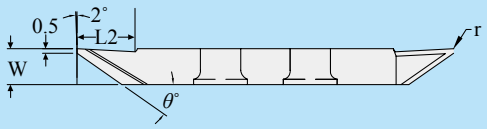

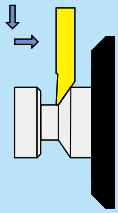

型 號 EDP NO.	W	θ°	r	L2	X21	NA01	HC83	適 用 刀 架 HOLDER NO.
674.40-00 ME	4.0	35°	0.0	8.5				CS900R****84
674.40-01 ME	4.0		0.1					
674.40-02 ME	4.0		0.2		●	●		

MD 斷屑槽 MD Breaker

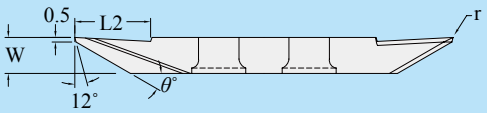

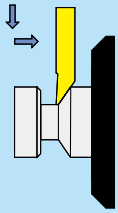

型 號 EDP NO.	W	θ°	r	L2	X21	NA01	HC83	適 用 刀 架 HOLDER NO.
674.40-00 MD	4.0	30°	0.0	8.5				CS900R****84
674.40-01 MD	4.0		0.1					
674.40-02 MD	4.0		0.2		●	●		

無"●"標示者為訂製品。Without "●" marking means custom products.
有"●"標示者為在庫品。With "●" marking means items in stock.

右向後掃刀 Right Hand Back Turn

CE 斷屑槽 CE Breaker

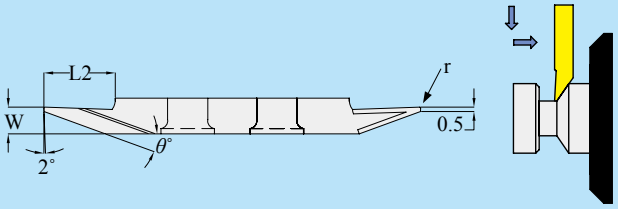

型 號 EDP NO.	W	θ°	r	L2	X21	NA01	HC83	適 用 刀 架 HOLDER NO.
694.20-01 CE	2.0	20°	0.1	6.5	●	●		CS900R****-84
694.20-02 CE	2.0		0.2		●	●		
694.30-01 CE	3.0		0.1	8.5				
694.30-02 CE	3.0		0.2					
694.40-01 CE	4.0		0.1	8.5				
694.40-02 CE	4.0		0.2					

ME 斷屑槽 ME Breaker

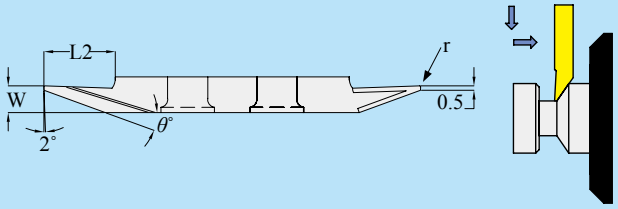

型 號 EDP NO.	W	θ°	r	L2	X21	NA01	HC83	適 用 刀 架 HOLDER NO.
694.20-01 ME	2.0	20°	0.1	6.5	●	●		CS900R****-84
694.20-02 ME	2.0		0.2		●	●		
694.30-01 ME	3.0		0.1	8.5				
694.30-02 ME	3.0		0.2					
694.40-01 ME	4.0		0.1	8.5				
694.40-02 ME	4.0		0.2					

無 斷削槽 NO Breaker

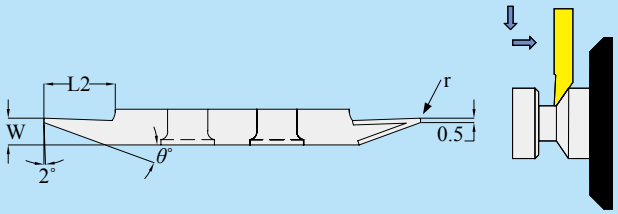

型 號 EDP NO.	W	θ°	r	L2	X21	NA01	HC83	適 用 刀 架 HOLDER NO.
694.20-01 NB	2.0	20°	0.1	6.5	●	●		CS900R****-84
694.20-02 NB	2.0		0.2		●	●		
694.30-01 NB	3.0		0.1	8.5				
694.30-02 NB	3.0		0.2					
694.40-01 NB	4.0		0.1	8.5				
694.40-02 NB	4.0		0.2					

無"●"標示者為訂製品。Without "●" marking means custom products.
有"●"標示者為在庫品。With "●" marking means items in stock.

左向後掃刀 Left Hand Back Turn

MA 斷屑槽 MA Breaker

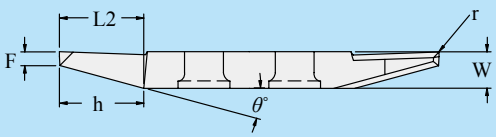

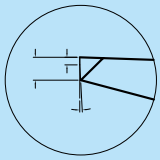

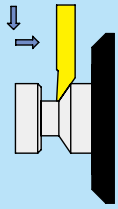

型 號 EDP NO.	W	θ°	r	F	h	L2	X21	NA01	HC83	適 用 刀 架 HOLDER NO.
694.15-00 MA	3.5	15°	0.0	1.5	9.3	8.5				CS900R****-84
694.15-01 MA			0.1					●		
694.15-02 MA			0.2					●		
694.20-00 MA	4.0	15°	0.0	2.0	7.5	8.5				
694.20-01 MA			0.1					●		
694.20-02 MA			0.2					●		

CE 斷屑槽 CE Breaker



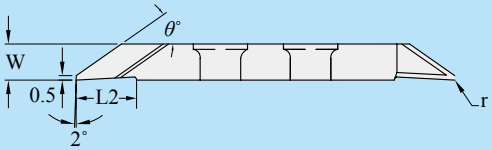

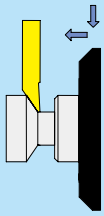

型 號 EDP NO.	W	θ°	r	L2	X21	NA01	HC83	適 用 刀 架 HOLDER NO.
684.40-00 CE	4.0	35°	0.0	8.5				CS900L****84
684.40-01 CE	4.0		0.1					
684.40-02 CE	4.0		0.2					

CE 斷屑槽 CE Breaker

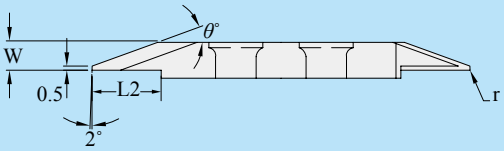

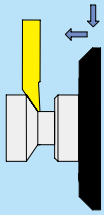

型 號 EDP NO.	W	θ°	r	L2	X21	NA01	HC83	適 用 刀 架 HOLDER NO.
704.20-01 CE	2.0	20°	0.1	6.5				CS900L****84
704.20-02 CE	2.0		0.2					
704.30-01 CE	3.0		0.1	8.5				
704.30-02 CE	3.0		0.2					
704.40-01 CE	4.0		0.1	8.5				
704.40-02 CE	4.0		0.2					

無"●"標示者為訂製品。Without "●" marking means custom products.
有"●"標示者為在庫品。With "●" marking means items in stock.

右向牙刀 Right Hand Thread

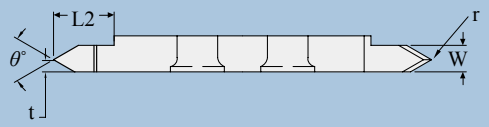

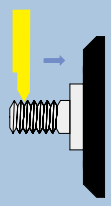

型　號 EDP NO.	W	θ°	r	L2	t	X21	NA01	HC83	適 用 刀 架 HOLDER NO.
494.20-60005	2.0	60°	0.05	6.5	0.9	●	●		CS900R****84
494.20-6001	2.0		0.1			●	●		
494.30-5501	3.0	55°	0.1	8.5	1.3				
494.30-5502	3.0		0.2			●	●		
494.30-6001	3.0	60°	0.1			●	●		
494.30-6002	3.0		0.2				●		

左向牙刀 Left Hand Thread

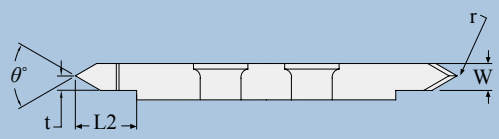

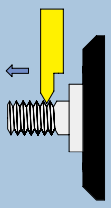

型　號 EDP NO.	W	θ°	r	L2	t	X21	NA01	HC83	適 用 刀 架 HOLDER NO.
504.20-60005	2.0	60°	0.05	6.5	0.9				CS900L****84
504.20-6001	2.0		0.1						
504.30-5501	3.0	55°	0.1	8.5	1.3				
504.30-5502	3.0		0.2						
504.30-6001	3.0	60°	0.1						
504.30-6002	3.0		0.2						

無"●"標示者為訂製品。Without "●" marking means custom products.
有"●"標示者為在庫品。With "●" marking means items in stock.

右向切斷刀 Right Hand Part Off

CE 斷屑槽 CE Breaker



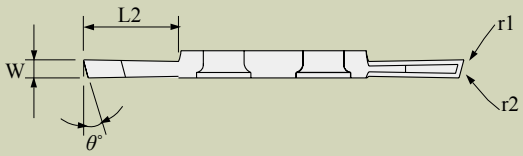

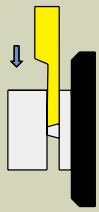

型 號 EDP NO.	W	θ°	r1	r2	L2	X21	NA01	HC83	適 用 刀 架 HOLDER NO.
433.10-00 CE	1.0	15°	0.0	0.0	5	●	●		CS900R****83
433.15-00 CE	1.5		0.0	0.0	8.5	●	●		
433.15-005 CE	1.5		0.05	0.05		●	●		
433.15-01 CE	1.5		0.1	0.1		●	●		
433.20-00 CE	2.0		0.0	0.0	11.5	●	●		
433.20-005 CE	2.0		0.05	0.05		●	●		
433.20-01 CE	2.0		0.1	0.1		●	●		
433.25-00 CE	2.5		0.0	0.0		●	●		
433.25-005 CE	2.5		0.05	0.05		●	●		
433.25-01 CE	2.5		0.1	0.1		●	●		
433.30-00 CE	3.0		0.0	0.0		●	●		
433.30-005 CE	3.0		0.05	0.05		●	●		
433.30-01 CE	3.0		0.1	0.1		●	●		
433.20-00 WCE	2.0	20°	0.1	0.0	11.5				CS900R****83
433.20-005 WCE	2.0		0.05	0.05					
433.20-01 WCE	2.0		0.1	0.1					

CU 斷屑槽 CU Breaker



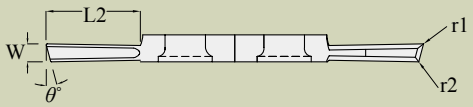

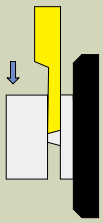

型 號 EDP NO.	W	θ°	r1	r2	L2	X21	NA01	HC83	適 用 刀 架 HOLDER NO.
433.15-00 CU	1.5	15°	0.0	0.0	8.5	●	●		CS900R****83
433.15-005 CU	1.5		0.05	0.05		●	●		
433.15-01 CU	1.5		0.1	0.1		●	●		
433.20-00 CU	2.0		0.0	0.0	11.5	●	●		
433.20-005 CU	2.0		0.05	0.05		●	●		
433.20-01 CU	2.0		0.1	0.1		●	●		
433.25-00 CU	2.5		0.0	0.0		●	●		
433.25-005 CU	2.5		0.05	0.05		●	●		
433.25-01 CU	2.5		0.1	0.1		●	●		
433.30-00 CU	3.0		0.0	0.0		●	●		
433.30-005 CU	3.0		0.05	0.05		●	●		
433.30-01 CU	3.0		0.1	0.1		●	●		
433.20-00 WCU	2.0	20°	0.1	0.0	11.5				CS900R****83
433.20-005 WCU	2.0		0.05	0.05					
433.20-01 WCU	2.0		0.1	0.1					

無"●"標示者為訂製品。Without "●" marking means custom products.
有"●"標示者為在庫品。With "●" marking means items in stock.

右向切斷刀 Right Hand Part Off

CX 斷屑槽 CX Breaker



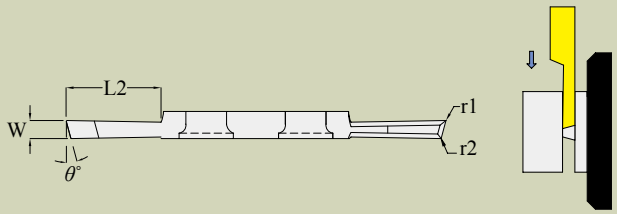

型 號 EDP NO.	W	θ°	r1	r2	L2	X21	NA01	HC83	適 用 刀 架 HOLDER NO.
433.10-00 CX	1.0	15°	0.0	0.0	5	●	●		CS900R****83
433.15-00 CX	1.5		0.0	0.0	8.5	●	●		
433.15-005 CX	1.5		0.05	0.05		●	●		
433.15-01 CX	1.5		0.1	0.1		●	●		
433.20-00 CX	2.0		0.0	0.0	11.5	●	●		
433.20-005 CX	2.0		0.05	0.05		●	●		
433.20-01 CX	2.0		0.1	0.1		●	●		
433.25-00 CX	2.5		0.0	0.0		●	●		
433.25-005 CX	2.5		0.05	0.05		●	●		
433.25-01 CX	2.5		0.1	0.1		●	●		
433.30-00 CX	3.0		0.0	0.0		●	●		
433.30-005 CX	3.0		0.05	0.05		●	●		
433.30-01 CX	3.0		0.1	0.1		●	●		
433.20-00 WCX	2.0	20°	0.1	0.0	11.5				CS900R****83
433.20-005 WCX	2.0		0.05	0.05					
433.20-01 WCX	2.0		0.1	0.1					

CX 斷屑槽 CX Breaker



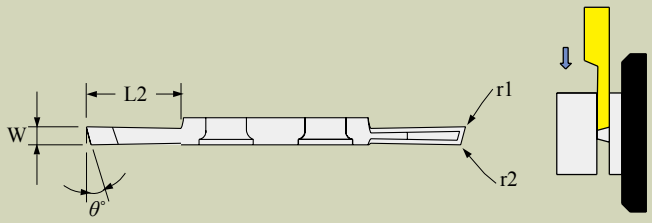

型 號 EDP NO.	W	θ°	r1	r2	L2	X21	NA01	HC83	適 用 刀 架 HOLDER NO.
433.10025-00 CX	2.5	15°	0.0	0.0	14		●		CS320R****103
433.10025-01 CX	2.5		0.1	0.1					
433.10030-00 CX	3.0		0.0	0.0	17		●		
433.10030-01 CX	3.0		0.1	0.1			●		

無"●"標示者為訂製品。Without "●" marking means custom products.
有"●"標示者為在庫品。With "●" marking means items in stock.

右向切斷刀 Right Hand Part Off

無 斷屑槽 NO Breaker



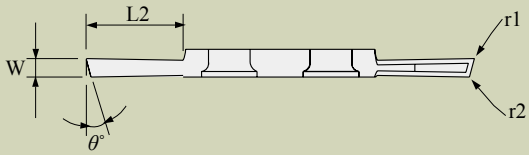

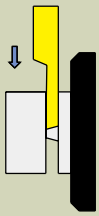

型 號 EDP NO.	W	θ°	r1	r2	L2	X21	NA01	HC83	適 用 刀 架 HOLDER NO.
433.10-00 NB	1.0	15°	0.0	0.0	5	●	●		CS900R****83
433.15-00 NB	1.5		0.0	0.0	8.5	●	●		
433.15-005 NB	1.5		0.05	0.05		●	●		
433.15-01 NB	1.5		0.1	0.1		●	●		
433.20-00 NB	2.0		0.0	0.0	11.5	●	●		
433.20-005 NB	2.0		0.05	0.05		●	●		
433.20-01 NB	2.0		0.1	0.1		●	●		
433.25-00 NB	2.5		0.0	0.0	11.5	●	●		
433.25-005 NB	2.5		0.05	0.05		●	●		
433.25-01 NB	2.5		0.1	0.1		●	●		
433.30-00 NB	3.0		0.0	0.0	11.5	●	●		
433.30-005 NB	3.0		0.05	0.05		●	●		
433.30-01 NB	3.0		0.1	0.1		●	●		
433.20-00 WNB	2.0	20°	0.1	0.0	11.5				CS900R****83
433.20-005 WNB	2.0		0.05	0.05					
433.20-01 WNB	2.0		0.1	0.1					

無 斷屑槽 NO Breaker



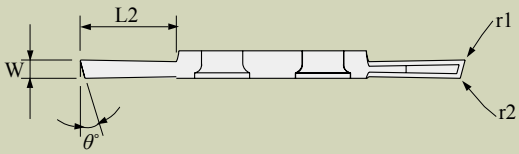

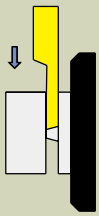

型 號 EDP NO.	W	θ°	r1	r2	L2	X21	NA01	HC83	適 用 刀 架 HOLDER NO.
433.10025-00 NB	2.5	15°	0.0	0.0	14		●		CS320R****103
433.10025-01 NB	2.5		0.1	0.1					
433.10030-00 NB	3.0		0.0	0.0	17		●		
433.10030-01 NB	3.0		0.1	0.1			●		

無"●"標示者為訂製品。Without "●" marking means custom products.
有"●"標示者為在庫品。With "●" marking means items in stock.

左向切斷刀 Left Hand Part Off

CE 斷屑槽 CE Breaker

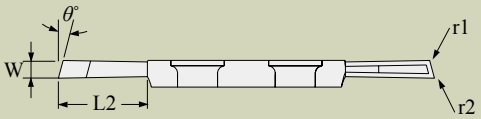

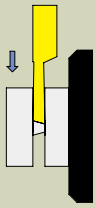

型 號 EDP NO.	W	θ°	r1	r2	L2	X21	NA01	HC83	適 用 刀 架 HOLDER NO.
443.10-00 CE	1.0	15°	0.0	0.0	5				CS900L****83
443.15-00 CE	1.5		0.0	0.0	8.5	●	●		
443.15-005 CE	1.5		0.05	0.05		●	●		
443.15-01 CE	1.5		0.1	0.1		●	●		
443.20-00 CE	2.0		0.0	0.0	11.5	●	●		
443.20-005 CE	2.0		0.05	0.05		●	●		
443.20-01 CE	2.0		0.1	0.1		●	●		
443.25-00 CE	2.5		0.0	0.0		●	●		
443.25-005 CE	2.5		0.05	0.05		●	●		
443.25-01 CE	2.5		0.1	0.1		●	●		
443.30-00 CE	3.0		0.0	0.0		●	●		
443.30-005 CE	3.0		0.05	0.05		●	●		
443.30-01 CE	3.0		0.1	0.1		●	●		
443.20-00 WCE	2.0	20°	0.1	0.0	11.5				CS900L****83
443.20-005 WCE	2.0		0.05	0.05					
443.20-01 WCE	2.0		0.1	0.1					

CU 斷屑槽 CU Breaker

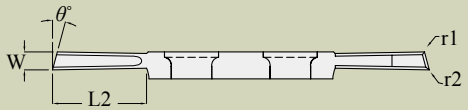

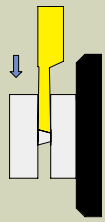

型 號 EDP NO.	W	θ°	r1	r2	L2	X21	NA01	HC83	適 用 刀 架 HOLDER NO.
443.15-00 CU	1.5	15°	0.0	0.0	8.5	●	●		CS900L****83
443.15-005 CU	1.5		0.05	0.05		●	●		
443.15-01 CU	1.5		0.1	0.1		●	●		
443.20-00 CU	2.0		0.0	0.0	11.5	●	●		
443.20-005 CU	2.0		0.05	0.05		●	●		
443.20-01 CU	2.0		0.1	0.1		●	●		
443.25-00 CU	2.5		0.0	0.0		●	●		
443.25-005 CU	2.5		0.05	0.05		●	●		
443.25-01 CU	2.5		0.1	0.1		●	●		
443.30-00 CU	3.0		0.0	0.0		●	●		
443.30-005 CU	3.0		0.05	0.05		●	●		
443.30-01 CU	3.0		0.1	0.1		●	●		
443.20-00 WCU	2.0	20°	0.1	0.0	11.5				CS900L****83
443.20-005 WCU	2.0		0.05	0.05					
443.20-01 WCU	2.0		0.1	0.1					

無"●"標示者為訂製品。Without "●" marking means custom products.
有"●"標示者為在庫品。With "●" marking means items in stock.

左向切斷刀 Left Hand Part Off

CX 斷屑槽 CX Breaker



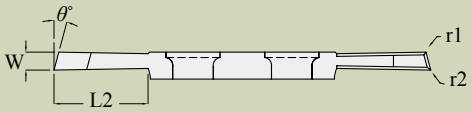

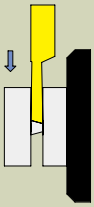

型 號 EDP NO.	W	θ°	r1	r2	L2	X21	NA01	HC83	適 用 刀 架 HOLDER NO.
443.10-00 CX	1.0	15°	0.0	0.0	5	●	●		CS900L****83
443.15-00 CX	1.5		0.0	0.0	8.5	●	●		
443.15-005 CX	1.5		0.05	0.05		●	●		
443.15-01 CX	1.5		0.1	0.1		●	●		
443.20-00 CX	2.0		0.0	0.0	11.5	●	●		
443.20-005 CX	2.0		0.05	0.05		●	●		
443.20-01 CX	2.0		0.1	0.1		●	●		
443.25-00 CX	2.5		0.0	0.0		●	●		
443.25-005 CX	2.5		0.05	0.05		●	●		
443.25-01 CX	2.5		0.1	0.1		●	●		
443.30-00 CX	3.0		0.0	0.0		●	●		
443.30-005 CX	3.0		0.05	0.05		●	●		
443.30-01 CX	3.0		0.1	0.1		●	●		
443.20-00 WCX	2.0	20°	0.1	0.0	11.5				CS900L****83
443.20-005 WCX	2.0		0.05	0.05					
443.20-01 WCX	2.0		0.1	0.1					

無 斷屑槽 NO Breaker



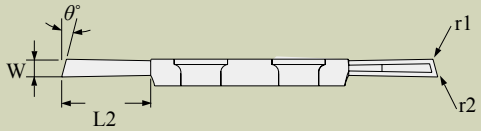

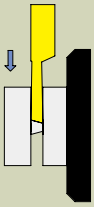

型 號 EDP NO.	W	θ°	r1	r2	L2	X21	NA01	HC83	適 用 刀 架 HOLDER NO.
443.10-00 NB	1.0	15°	0.0	0.0	5	●	●		CS900L****83
443.15-00 NB	1.5		0.0	0.0	8.5	●	●		
443.15-005 NB	1.5		0.05	0.05		●	●		
443.15-01 NB	1.5		0.1	0.1		●	●		
443.20-00 NB	2.0		0.0	0.0	11.5	●	●		
443.20-005 NB	2.0		0.05	0.05		●	●		
443.20-01 NB	2.0		0.1	0.1		●	●		
443.25-00 NB	2.5		0.0	0.0	11.5	●	●		
443.25-005 NB	2.5		0.05	0.05		●	●		
443.25-01 NB	2.5		0.1	0.1		●	●		
443.30-00 NB	3.0		0.0	0.0	11.5	●	●		
443.30-005 NB	3.0		0.05	0.05		●	●		
443.30-01 NB	3.0		0.1	0.1		●	●		
443.20-00 WNB	2.0	20°	0.1	0.0	11.5				CS900L****83
443.20-005 WNB	2.0		0.05	0.05					
443.20-01 WNB	2.0		0.1	0.1					

無"●"標示者為訂製品。Without "●" marking means custom products.
有"●"標示者為在庫品。With "●" marking means items in stock.

左向右切切斷刀 Left Hand Right Cutting Part Off

CE 斷屑槽 CE Breaker



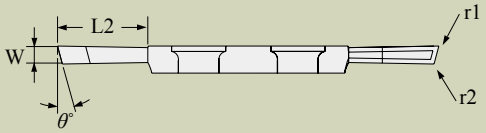

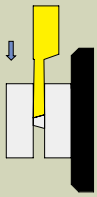

型 號 EDP NO.	W	θ°	r1	r2	L2	X21	NA01	HC83	適 用 刀 架 HOLDER NO.
443.10-00 R CE	1.0	15°	0.0	0.0	5	●	●		CS900L****83
443.15-00 R CE	1.5		0.0	0.0	8.5	●	●		
443.15-005 R CE	1.5		0.05	0.05		●	●		
443.15-01 R CE	1.5		0.1	0.1		●	●		
443.20-00 R CE	2.0		0.0	0.0	11.5	●	●		
443.20-005 R CE	2.0		0.05	0.05		●	●		
443.20-01 R CE	2.0		0.1	0.1		●	●		
443.25-00 R CE	2.5		0.0	0.0		●	●		
443.25-005 R CE	2.5		0.05	0.05		●	●		
443.25-01 R CE	2.5		0.1	0.1		●	●		
443.30-00 R CE	3.0		0.0	0.0		●	●		
443.30-005 R CE	3.0		0.05	0.05		●	●		
443.30-01 R CE	3.0		0.1	0.1		●	●		
443.20-00 R WCE	2.0	20°	0.1	0.0	11.5				CS900L****83
443.20-005 R WCE	2.0		0.05	0.05					
443.20-01 R WCE	2.0		0.1	0.1					

CU 斷屑槽 CU Breaker

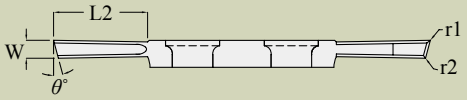

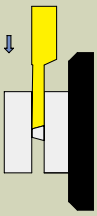

型 號 EDP NO.	W	θ°	r1	r2	L2	X21	NA01	HC83	適 用 刀 架 HOLDER NO.
443.15-00 R CU	1.5	15°	0.0	0.0	8.5	●	●		CS900L****83
443.15-005 R CU	1.5		0.05	0.05		●	●		
443.15-01 R CU	1.5		0.1	0.1		●	●		
443.20-00 R CU	2.0		0.0	0.0	11.5	●	●		
443.20-005 R CU	2.0		0.05	0.05		●	●		
443.20-01 R CU	2.0		0.1	0.1		●	●		
443.25-00 R CU	2.5		0.0	0.0		●	●		
443.25-005 R CU	2.5		0.05	0.05		●	●		
443.25-01 R CU	2.5		0.1	0.1		●	●		
443.30-00 R CU	3.0		0.0	0.0		●	●		
443.30-005 R CU	3.0		0.05	0.05		●	●		
443.30-01 R CU	3.0		0.1	0.1		●	●		
443.20-00 R WCU	2.0	20°	0.1	0.0	11.5				CS900L****83
443.20-005 R WCU	2.0		0.05	0.05					
443.20-01 R WCU	2.0		0.1	0.1					

無"●"標示者為訂製品。Without "●" marking means custom products.
有"●"標示者為在庫品。With "●" marking means items in stock.

左向右切切斷刀 Left Hand Right Cutting Part Off

CX 斷屑槽 CX Breaker

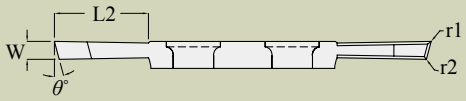

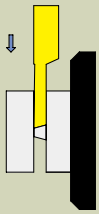

型 號 EDP NO.	W	θ°	r1	r2	L2	X21	NA01	HC83	適 用 刀 架 HOLDER NO.
443.10-00 R CX	1.0	15°	0.0	0.0	5	●	●		CS900L****83
443.15-00 R CX	1.5		0.0	0.0	8.5	●	●		
443.15-005 R CX	1.5		0.05	0.05		●	●		
443.15-01 R CX	1.5		0.1	0.1		●	●		
443.20-00 R CX	2.0		0.0	0.0	11.5	●	●		
443.20-005 R CX	2.0		0.05	0.05		●	●		
443.20-01 R CX	2.0		0.1	0.1		●	●		
443.25-00 R CX	2.5		0.0	0.0		●	●		
443.25-005 R CX	2.5		0.05	0.05		●	●		
443.25-01 R CX	2.5		0.1	0.1		●	●		
443.30-00 R CX	3.0		0.0	0.0		●	●		
443.30-005 R CX	3.0		0.05	0.05		●	●		
443.30-01 R CX	3.0		0.1	0.1		●	●		
443.20-00 R WCX	2.0	20°	0.1	0.0	11.5				CS900L****83
443.20-005 R WCX	2.0		0.05	0.05					
443.20-01 R WCX	2.0		0.1	0.1					

無 斷屑槽 NO Breaker



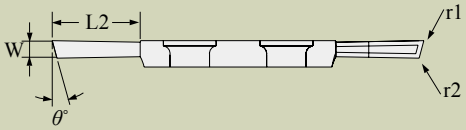

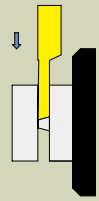

型 號 EDP NO.	W	θ°	r1	r2	L2	X21	NA01	HC83	適 用 刀 架 HOLDER NO.
443.10-00 R NB	1.5	15°	0.0	0.0	5.0	●	●		CS900L****83
443.15-00 R NB	1.5		0.0	0.0	8.5	●	●		
443.15-005 R NB	1.5		0.05	0.05		●	●		
443.15-01 R NB	1.5		0.1	0.1		●	●		
443.20-00 R NB	2.0		0.0	0.0	11.5	●	●		
443.20-005 R NB	2.0		0.05	0.05		●	●		
443.20-01 R NB	2.0		0.1	0.1		●	●		
443.25-00 R NB	2.5		0.0	0.0	11.5	●	●		
443.25-005 R NB	2.5		0.05	0.05		●	●		
443.25-01 R NB	2.5		0.1	0.1		●	●		
443.30-00 R NB	3.0		0.0	0.0	11.5	●	●		
443.30-005 R NB	3.0		0.05	0.05		●	●		
443.30-01 R NB	3.0		0.1	0.1		●	●		
443.20-00 R WNB	2.0	20°	0.1	0.0	11.5				CS900L****83
443.20-005 R WNB	2.0		0.05	0.05					
443.20-01 R WNB	2.0		0.1	0.1					

無"●"標示者為訂製品。Without "●" marking means custom products.
有"●"標示者為在庫品。With "●" marking means items in stock.

右向切槽刀 Right Hand Groove



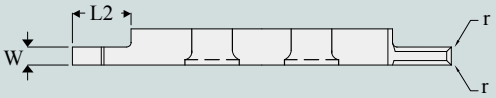

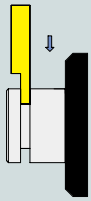

型　號 EDP NO.	W	θ°	r / c	L2	X21	NA01	HC83	適 用 刀 架 HOLDER NO.
714.050	0.50		0.05c	1.2		●		CS900R****84
714.075	0.75		0.05c	2.0		●		
714.100	1.0		0.1	2.5		●		
714.125	1.25		0.2	3.0		●		
714.145	1.45		0.2	4.0				
714.150	1.5		0.2	5.0		●		
714.175	1.75		0.2	5.0		●		
714.200	2.0		0.2	6.0		●		
714.250	2.5		0.2	8.0		●		
714.300	3.0		0.3	8.0		●		
714.350	3.5		0.3	8.0				
714.400	4.0		0.4	8.0				
714.450	4.5		0.4	10.0				CS900R****85
715.500	5.0		0.4	10.0				

無"●"標示者為訂製品。Without "●" marking means custom products.
有"●"標示者為在庫品。With "●" marking means items in stock.

右向圓槽刀 Right Hand Radius



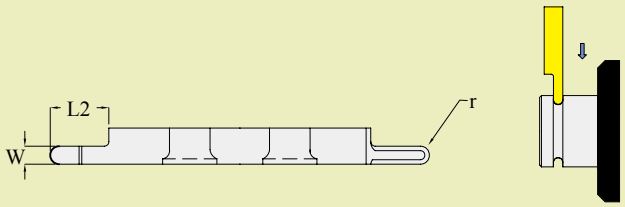

型　號 EDP NO.	W	θ°	r	L2	X21	NA01	HC83	適 用 刀 架 HOLDER NO.
714.050 R	1.0		0.50	2.5		●		CS900R****84
714.075 R	1.5		0.75	3.0		●		
714.100 R	2.0		1.00	4.0		●		
714.125 R	2.5		1.25	6.0		●		
714.150 R	3.0		1.50	8.0		●		
714.175 R	3.5		1.75	8.0		●		
714.200 R	4.0		2.00	8.0		●		CS900R****85
714.250 R	5.0		2.50	10.0		●		

無"●"標示者為訂製品。Without "●" marking means custom products.
有"●"標示者為在庫品。With "●" marking means items in stock.

右向插掃刀 Right Hand Groove And Turn

MA 斷屑槽 MA Breaker

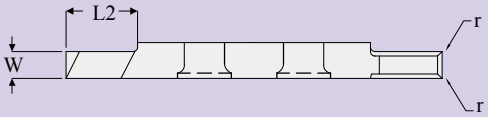

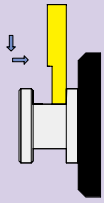

型 號 EDP NO.	W	θ°	r	L2	X21	NA01	HC83	適 用 刀 架 HOLDER NO.
774.10-00 MA	1.0		0.0	2.0		●		CS900R****84
774.10-01 MA	1.0		0.1	2.0	●	●		
774.15-00 MA	1.5		0.0	3.0				
774.15-01 MA	1.5		0.1		●	●		
774.15-02 MA	1.5		0.2					
774.20-00 MA	2.0		0.0	4.0				
774.20-01 MA	2.0		0.1		●	●		
774.20-02 MA	2.0		0.2					
774.25-01 MA	2.5		0.1	6.0		●		
774.25-02 MA	2.5		0.2		●	●		
774.30-01 MA	3.0		0.1	8.0	●	●		
774.30-02 MA	3.0		0.2					

NB 斷屑槽 NB Breaker

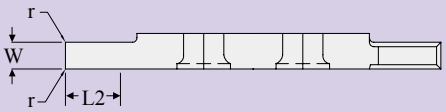

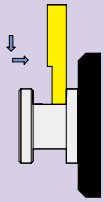

型 號 EDP NO.	W	θ°	r	L2	X21	NA01	HC83	適 用 刀 架 HOLDER NO.
774.10-00 NB	1.0		0.0	2.0		●		CS900R****84
774.10-01 NB	1.0		0.1	2.0		●		
774.15-00 NB	1.5		0.0	3.0				
774.15-01 NB	1.5		0.1		●	●		
774.15-02 NB	1.5		0.2					
774.20-00 NB	2.0		0.0	4.0				
774.20-01 NB	2.0		0.1		●	●		
774.20-02 NB	2.0		0.2		●	●		
774.25-01 NB	2.5		0.1	6.0		●		
774.25-02 NB	2.5		0.2		●	●		
774.30-01 NB	3.0		0.1	8.0	●	●		
774.30-02 NB	3.0		0.2					

無"●"標示者為訂製品。Without "●" marking means custom products.
有"●"標示者為在庫品。With "●" marking means items in stock.

刀架 Holder

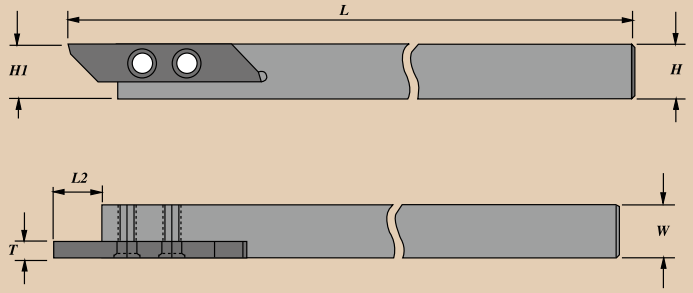

型　號 EDP NO.	H=H1	W	L2	L	T	適　用　刀　片 Applicable Inserts
CS 900R/L 1010 H-83	10	10	12	100	3	433.*** 443.***
CS 900R/L 1212 H-83	12	12	12	100	3	
CS 900R/L 1616 H-83	16	16	12	100	3	
CS 900R/L 2020 J-83	20	20	12	110	3	
CS 900R/L 2525 K-83	25	25	12	125	3	
CS 900R/L 1010 H-84	10	10	12	100	4	674.40-** 714.40*** 774.40** 334.40-** 694.40***
CS 900R/L 1212 H-84	12	12	12	100	4	
CS 900R/L 1616 H-84	16	16	12	100	4	
CS 900R/L 2020 J-84	20	20	12	110	4	
CS 900R/L 2525 K-84	25	25	12	125	4	
CS 900R/L 1212 H-85	12	12	12	100	5	714.50***
CS 900R/L 1616 H-85	16	16	12	100	5	
CS 900R/L 2020 J-85	20	20	12	110	5	
CS 900R/L 2525 K-85	25	25	12	125	5	



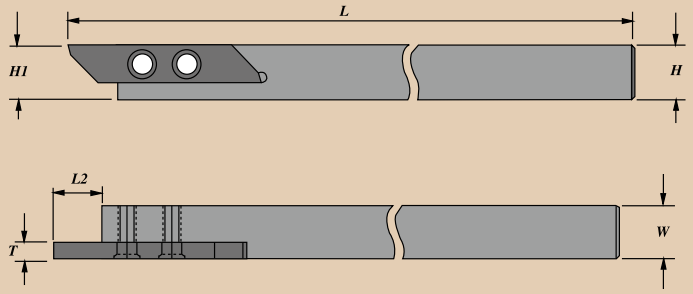

型　號 EDP NO.	H=H1	W	L2	L	T	適　用　刀　片 Applicable Inserts
CS 320R/L 1212 J-103	12	12	17	110	3	433.10030-**
CS 320R/L 1616 M-103	16	16	17	150	3	
CS 320R/L 2020 K-103	20	20	17	125	3	
CS 320R/L 2525 M-103	25	25	17	150	3	

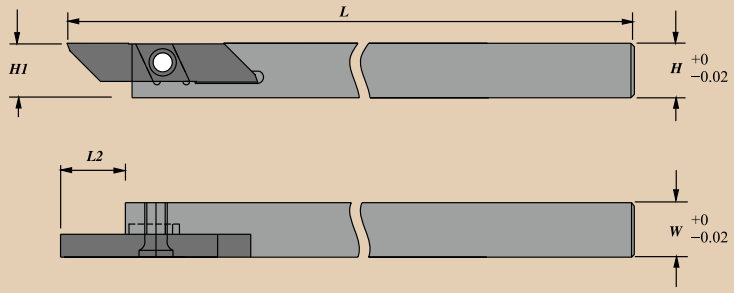

型　號 EDP NO.	H=H1	W	L2	L	適　用　刀　片 Applicable Inserts
CS 458R/L 1010 J	10	10	12	110	43.25-** 44.25-**
CS 458R/L 1212 J	12	12	12	110	
CS 458R/L 1616 J	16	16	12	110	
CS 458R/L 2020 K	20	20	12	125	
CS 458R/L 2525 M	25	25	2	150	

刀架 Holder

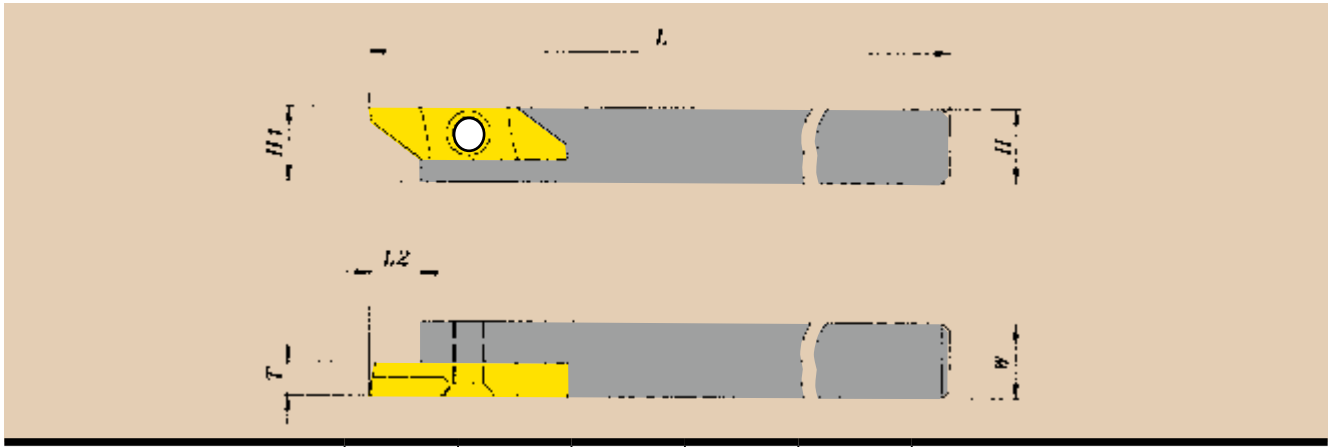

型　號 EDP NO.	H=H1	W	L2	L	T	適　用　刀　片 Applicable Inserts
CS 668R/L 1010 H-83	10	10	11	100	3	43.83**
CS 668R/L 1212 H-83	12	12	11	100	3	43.83** 44.83**
CS 668R/L 1616 H-83	16	16	11	100	3	
CS 668R/L 2020 J-83	20	20	11	110	3	
CS 668R/L 2525 K-83	25	25	11	125	3	
CS 668R/L 1010 H-84	10	10	11	100	4	67.84-** 71.84*** 77.84** 33.84** 49.84-*** 69.84-***
CS 668R/L 1212 H-84	12	12	11	100	4	
CS 668R/L 1616 H-84	16	16	11	100	4	
CS 668R/L 2020 J-84	20	20	11	110	4	
CS 668R/L 2525 K-84	25	25	11	125	4	
CS 668R/L 1010 H-85	10	10	11	100	5	71.85*** 訂製刀片
CS 668R/L 1212 H-85	12	12	11	100	5	
CS 668R/L 1616 H-85	16	16	11	100	5	
CS 668R/L 2020 J-85	20	20	11	110	5	
CS 668R/L 2525 K-85	25	25	11	125	5	
CS 789R/L 0707 H-63	7	7	9	100	3	43.63-*** 44.63-*** 49.63-***
CS 789R/L 0808 H-63	8	8	9	100	3	
CS 789R/L 1010 H-63	10	10	9	100	3	
CS 789R/L 1212 H-63	12	12	9	100	3	
CS 789R/L 1616 H-63	16	16	9	100	3	
CS 789R/L 2020 J-63	20	20	9	110	3	
CS 789R/L 2525 K-63	25	25	9	125	3	
CS 789R/L 0707 H-64	7	7	9	100	4	67.64-*** 71.64-*** 77.64-*** 33.64-*** 69.64-***
CS 789R/L 0808 H-64	8	8	9	100	4	
CS 789R/L 1010 H-64	10	10	9	100	4	
CS 789R/L 1212 H-64	12	12	9	100	4	
CS 789R/L 1616 H-64	16	16	9	100	4	
CS 789R/L 2020 J-64	20	20	9	110	4	
CS 789R/L 2525 K-64	25	25	9	125	4	

三角立型槽刀架 Holder For 3-Cutting Edges Groove

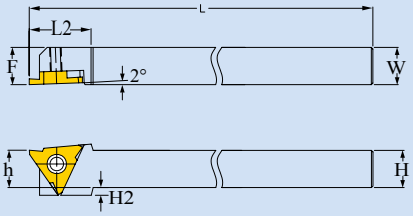

型　號 EDP NO.	H=H1	H2	F	W	L2	L	適 用 刀 片 HOLDER NO.
KTGFR/L 1010K-16F	10	4	10	10	18.5	125	HTG32 R/L
KTGFR/L 1212K-16F	12	2	12	12	18.5	125	
KTGFR/L 1616K-16F	16	—	20	16	18.5	125	
KTGFR/L 2020K-16	20	—	24	20	20	125	
KTGFR/L 252M-16	25	—	28	25	20	150	

三角立型槽刀片 3-Cutting Edges Groove Insert



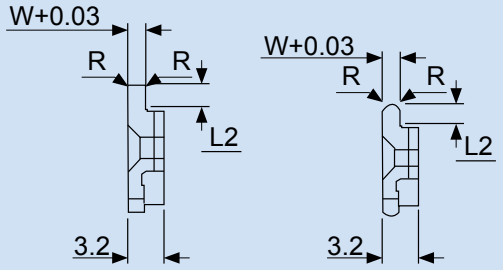

型　號 EDP NO.	尺寸 Dimension (mm)			材質 Material	
	W	L2	R	BM15	BM25
HTG32R/L 033	0.33	0.8	0.05		●
HTG32R/L 043	0.43				●
HTG32R/L 050	0.50	1.0			●
HTG32R/L 060	0.60				●
HTG32R/L 065	0.65	1.5			●
HTG32R/L 070	0.70				●
HTG32R/L 075	0.75				●
HTG32R/L 080	0.80				●
HTG32R/L 080	0.90	2.0	0.1		●
HTG32R/L 095	0.95				●
HTG32R/L 100	1.00				●
HTG32R/L 110	1.10	2.5			●
HTG32R/L 120	1.20				●
HTG32R/L 125	1.25				●
HTG32R/L 140	1.40	3.0			●
HTG32R/L 145	1.45				●

型　號 EDP NO.	尺寸 Dimension (mm)			材質 Material	
	W	L2	R	BM15	BM25
HTG32R/L 150	1.50	3.0	0.1		●
HTG32R/L 160	1.60				●
HTG32R/L 175	1.75				●
HTG32R/L 180	1.80				●
HTG32R/L 200	2.00				●
HTG32R/L 220	2.20		0.2		●
HTG32R/L 230	2.30				●
HTG32R/L 250	2.50				●
HTG32R/L 280	2.80				●
HTG32R/L 300	3.00				●
HTG32R/L 050R	1.00	2.5	0.50		●
HTG32R/L 075R	1.50	3.0	0.75		●
HTG32R/L 100R	2.00		1.00		●
HTG32R/L 125R	2.50		1.25		●
HTG32R/L 150R	3.00		1.50		●

三角立型槽刀架 Holder For 3-Cutting Edges Groove

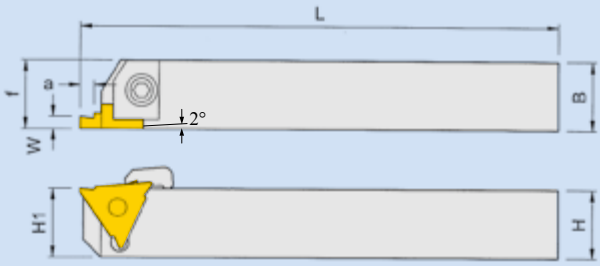

型　號 EDP NO.	刀刃 Insert	尺寸 Dimensions (mm)					螺絲 Screw	墊片 Shin	扳手 Wrench	彈簧 Spring
		H=h	B	L1	L2	F				
JGBR/L1616K22-1.5	MTG43R/L	16	16	125	32	25	M6-23	M-03	L-04	MES3
JGBR/L1616K22-2.5		16	16	125	32	25				
JGBR/L1616K22-3.5		16	16	125	32	25				
JGBR/L1616K22-1.5		16	16	125	32	25				
JGBR/L1616K22-2.5		16	16	125	32	25				
JGBR/L1616K22-3.5		16	16	125	32	25				
JGBR/L2020K22-1.5		20	20	125	32	25				
JGBR/L2020K22-2.5		20	20	125	32	25				
JGBR/L2020K22-3.5		20	20	125	32	25				
JGBR/L2525K22-1.5		25	25	150	34	30				
JGBR/L2525K22-2.5		25	25	150	34	30				
JGBR/L2525K22-3.5		25	25	150	34	30				

三角立型槽刀片 -Cutting Edges Groove Insert



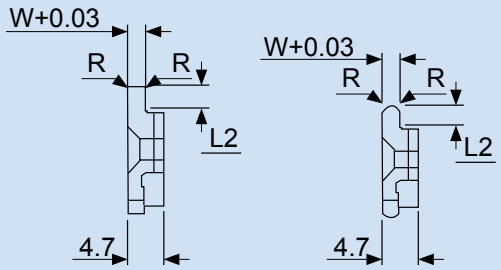

型　號 EDP NO.	尺寸 Dimension (mm)			材質 Material	
	W	L2	R	BM15	BM25
MTG43R/L 100	1.00	2.0	0.1		●
MTG43R/L 110	1.10	2.5			●
MTG43R/L 125	1.25		0.2		●
MTG43R/L 145	1.45				●
MTG43R/L 150	1.50	3.5			●
MTG43R/L 175	1.75				●
MTG43R/L 185	1.85				●
MTG43R/L 200	2.00				●
MTG43R/L 220	2.20				●
MTG43R/L 230	2.30				●
MTG43R/L 250	2.50	4.0	0.3		●
MTG43R/L 280	2.80				●

型　號 EDP NO.	尺寸 Dimension (mm)			材質 Material	
	W	L2	R	BM15	BM25
MTG43R/L 300	3.00	5.0	0.3		●
MTG43R/L 330	3.30				●
MTG43R/L 350	3.50				●
MTG43R/L 400	4.00				●
MTG43R/L 430	4.30		0.4		●
MTG43R/L 450	4.50				●
MTG43R/L 050R	1.00	2.0	0.50		●
MTG43R/L 075R	1.50	3.5	0.75		●
MTG43R/L 100R	2.00		1.00		●
MTG43R/L 125R	1.25	4.0	1.25		●
MTG43R/L 150R	1.50	5.0	1.50		●
MTG43R/L 175R	1.75		1.75		●
MTG43R/L 200R	2.00		2.00		●

三角立型牙刀架 Holder For 3-Cutting Edges Thread

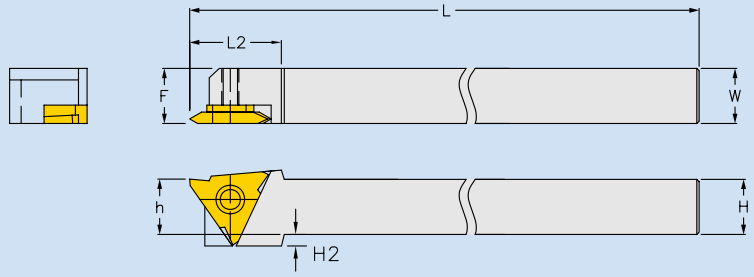

型　號 EDP NO.	尺寸 Dimensions (mm)						適　用　刀　片 Applicable Inserts
	H=H1	H2	F	W	L2	L	
CSTTR/L 1010 H	10	2	10	10	18.5	100	HTT 16
CSTTR/L 1212 H	12	-	12	12	18.5	100	
CSTTR/L 1616 J	16	-	16	16	18.5	110	
CSTTR/L 1616 K	16	-	20	16	18.5	125	
CSTTR/L 2020 K	20	-	24	20	20	125	
CSTTR/L 2525 M	25	-	28	25	20	150	

三角立型螺紋刀片 3-Cutting Edges Thread Insert

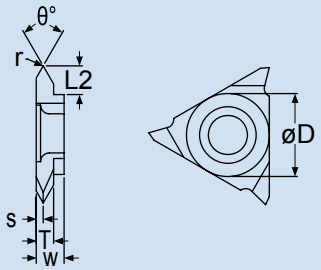

型　號 EDP NO.	øD	W	S	T	θ°	r	L2	Pitch	TPI	X21	BM15	BM25	適用刀架 HOLDER NO.
HTT 1615R60005	9.525	3.2	0.5	1.5	60°	0.05	3.0	0.5~1.25	48~24			●	CSTTR-****-16
HTT 1620R6001			0.8	2.0		0.1		1.0~1.5	28~16			●	
HTT 1620R6002			0.8	2.0		0.2		1.5~2.0	18~10				
HTT 1632R6002			1.2	3.2		0.2		1.5~3.0	16~8			●	
HTT 1615R55005			0.5	1.5	55°	0.05			48~24			●	
HTT 1620R5501			0.8	2.0		0.1			28~14			●	
HTT 1632R5502			1.2	3.2		0.2			19~10				

三角立型牙刀架 Holder For 3-Cutting Edges Thread

型　號 EDP NO.	尺寸 Dimensions (mm)				適　用　刀　片 Applicable Inserts
	H=H1	B	f	L	
WTHR/L 2020 K4	20	20	20	125	HTT 22
WTHR/L 2525 M4	25	25	25	150	
WTHR/L 3232 P4	32	32	32	170	

三角立型螺紋刀片 3-Cutting Edges Thread Insert

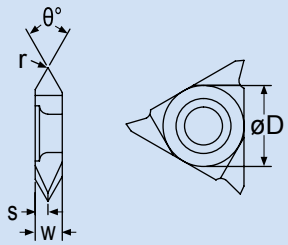

型　號 EDP NO.	øD	W	S	θ°	r	L2	Pitch	TPI	X21	BM15	BM25	適 用 刀 架 HOLDER NO.
HTT 2204R6001	12.3	4.7	2.0	60°	0.1		1.0~1.5	28~16			●	WTHR-****-4
HTT 2204R6002					0.2		1.5~3.0	18~10			●	
HTT 2204R6003			2.3		0.3		2.5~3.5	11~8				
HTT 2204R6004					0.4		3.0~4.0	8~7			●	
HTT 2204R5501			2.0	55°	0.1			28~11				
HTT 2204R5502					0.2			14~11				
HTT 2204R5504			2.3		0.4			8~7				

三角立型刀架 Holder For 3-Cutting Edges Back Turn

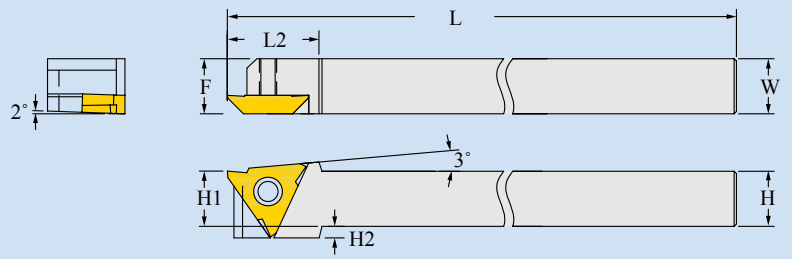

型 號 EDP NO.	尺寸 Dimensions (mm)						適 用 刀 片 Applicable Inserts
	H=H1	H2	F	W	L2	L	
CSBTR/L 1010	10	5	10	10	18.5	125	BT 1603
CSBTR/L 1212	12	2	12	12	18.5	125	
CSBTR/L 1616	16	-	16	16	18.5	125	
CSBTR/L 2020	20	-	20	20	20	125	

三角立型後掃刀片 3-Cutting Edges Back Turn

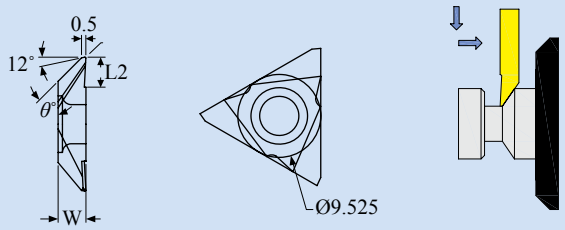

型 號 EDP NO.	W	θ°	r	L2	X21	BM15	BM25	適 用 刀 架 HOLDER NO.
BT67.1603-005 MD	3.2	45°	0.05	3.5				CSBTR ****-16
BT67.1603-01 MD			0.1				•	
BT67.1603-015 MD			0.15				•	
BT67.1603-02 MD			0.2					

切斷／切槽刀片 Part Off / Groove Insert

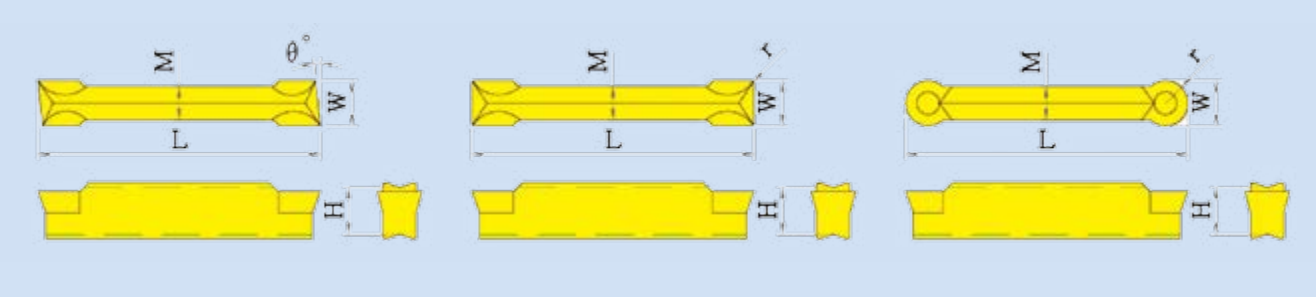

型　號 EDP NO.	刀刃 Insert	尺寸 Dimensions (mm)						鍍層 Coated
		W±0.05	M	L	H	r	θ°	
ESR/L 200-06F	ESR/L 200 300 400	2.0	1.5	22	4	-	6	CI40
ESR/L 300-06F		3.0	2.5	22	4	-	6	
ESR/L 400-04F		4.0	3.0	25	4	-	6	
ESR/L 200-06M		2.0	1.5	22	4	-	6	CI40
ESR/L 300-06M		3.0	2.5	22	4	-	6	
ESR/L 400-06M		4.0	3.0	25	4	-	6	
ESN 200-02F	ESN 200	2.0	1.5	22	4	0.2	-	CI40
ESN 300-02F		3.0	2.5	22	4	0.2	-	
ESN 400-03F		4.0	3.0	25	4	0.3	-	
ESN 200-02M		2.0	1.5	22	4	0.2	-	CI40
ESN 300-02M		3.0	2.5	22	4	0.2	-	
ESN 400-03M		4.0	3.0	25	4	0.3	-	
ESN 200-02T	ESN 200	2.0	1.5	22	4	0.2	-	CI40
ESN 250-02T		2.5	2.0	22	4	0.2	-	
ESN 300-03T		3.0	2.5	22	4	0.3	-	
ESN 400-04T		4.0	3.0	25	4	0.4	-	
ESN 500-04T		5.0	4.0	25	4	0.4	-	
ESN 600-04T		6.0	5.0	25	4	0.4	-	
ESN 300-150R	ESN 300	3.0	2.5	25	4	1.5	-	CI40
ESN 400-200R		4.0	3.0	25	4	2.0	-	
ESN 500-250R		5.0	4.0	25	4	2.5	-	
ESN 600-300R		6.0	5.0	25	4	3.0	-	

外徑切斷刀架 Holder For Part Off / Groove

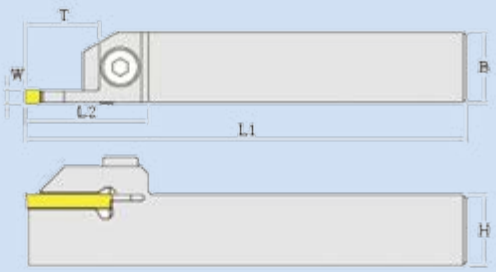

型　　號 EDP NO.	刀刃 Insert	尺寸 Dimensions (mm)					螺絲 Screw	扳手 Wrench
		W	H	B	L	T		
CSESR/L 1010J 2T10 SH	ESR/L/N 200 250	2	10	10	110	11	BFTX0407	TRX15
CSESR/L 1212K 2T12 SH			12	12	125	12	BFTX0407	TRX15
CSESR/L 1616K 2T17			16	16	125	17	BX0520	LH040
CSESR/L 2020K 2T17			20	20	125	17	BX0620	LH050
CSESR/L 2525M 2T17			25	25	150	17		
CSESR/L 1616K 2T14 SH			16	16	125	14	BX0520	LH040
CSESR/L 1616K 3T14 SH	ESR/L/N 300	3	16	16	125	14		
CSESR/L 1616K 3T20			16	16	125	20		
CSESR/L 2020K 3T09			20	20	125	9	BX0620	LH050
CSESR/L 2020K 3T20			20	20	125	20		
CSESR/L 2525M 3T09			25	25	150	9		
CSESR/L 2525M 3T20			25	25	150	20		
CSESR/L 2020K 4T10	ESN 400	4	20	20	125	20		
CSESR/L 2020K 4T20			20	20	125	20		
CSESR/L 2525M 4T10			25	25	150	20		
CSESR/L 2525M 4T20			25	25	150	20		
CSESR/L 2525M 5T12	ESN 500	5	25	25	150	12		
CSESR/L 2525M 5T25			25	25	150	25		

內徑車刀 Bore

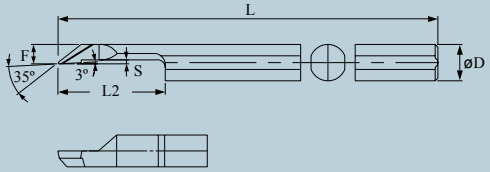

型　號 EDP NO.	ØK	F	L2	L	r	S	ØD	適　用　套　筒 Applicable Sleeve
25.3009-01 ME	3	1.65	9.0	40	0.1	0.3	4	SP.5650-04**
25.3015-01 ME	3	1.65	15.0	45	0.1	0.3	4	
25.4012-01 ME	4	2.15	12.0	42	0.1	0.5	4	
25.4020-01 ME	4	2.15	20.0	50	0.1	0.5	4	
25.5015-02 ME	5	2.7	15.0	50	0.2	0.6	6	SP.5650-06**
25.5025-02 ME	5	2.7	25.0	60	0.2	0.6	6	
25.6020-02 ME	6	3.2	20.0	55	0.2	0.6	6	
25.6030-02 ME	6	3.2	30.0	65	0.2	0.6	6	
25.7021-02 ME	7	3.8	21.0	60	0.2	0.6	8	SP.250-08** SP.5650-08**
25.7035-02 ME	7	3.8	35.0	75	0.2	0.6	8	
25.8025-02 ME	8	4.3	25.0	65	0.2	0.6	8	
25.8040-02 ME	8	4.3	40.0	80	0.2	0.6	8	
25.10030-02 ME	10	5.5	30.0	75	0.2	0.8	10	SP.250-10** SP.5650-10**
25.10050-02 ME	10	5.5	50.0	95	0.2	0.8	10	

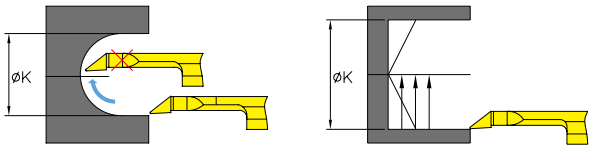

做圓弧加工時刀尖勿超越中心線
While doing arc machining, please don't make tool nose exceed the center line.

內徑車刀 Bore

TW

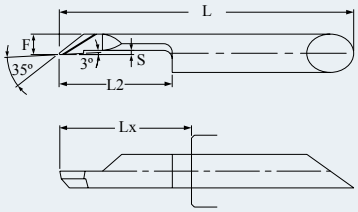

ATW 內冷式

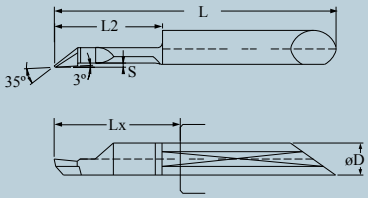

型　號 EDP NO.	內冷式 型號 EDP NO.	ØK	F	L2	Lx	r	S	ØD	適　用　套　筒 Applicable Sleeve
TW 25.3009-01 ME	ATW 25.3009-01 ME	3	1.65	9.0	11.0	0.1	0.3	4	SP.380-04**
TW 25.3015-01 ME	ATW 25.3015-01 ME	3	1.65	15.0	17.0	0.1	0.3	4	
TW 25.4012-01 ME	ATW 25.4012-01 ME	4	2.15	12.0	14.0	0.1	0.5	4	
TW 25.4020-01 ME	ATW 25.4020-01 ME	4	2.15	20.0	22.0	0.1	0.5	4	
TW 25.5015-01 ME	ATW 25.5015-01 ME	5	2.7	15.0	17.0	0.1	0.6	5	SP.380-05**
TW 25.5025-01 ME	ATW 25.5025-01 ME	5	2.7	25.0	27.0	0.1	0.6	5	
TW 25.6020-01 ME	ATW 25.6020-01 ME	6	3.2	20.0	23.0	0.1	0.6	6	SP.380-06**
TW 25.6030-01 ME	ATW 25.6030-01 ME	6	3.2	30.0	33.0	0.1	0.6	6	
TW 25.7021-01 ME	ATW 25.7021-01 ME	7	3.8	21.0	24.0	0.1	0.6	8	SP.380-08**
TW 25.7035-01 ME	ATW 25.7035-01 ME	7	3.8	35.0	38.0	0.1	0.6	8	
TW 25.8025-01 ME	ATW 25.8025-01 ME	8	4.3	25.0	28.0	0.1	0.6	8	SP.380-08**
TW 25.8040-01 ME	ATW 25.8040-01 ME	8	4.3	40.0	43.0	0.1	0.6	8	

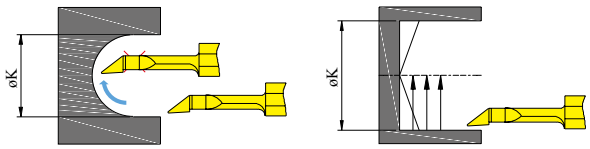

做圓弧加工時刀尖勿超越中心線
While doing arc machining, please don't make tool nose exceed the center line.

內徑車刀 Bore

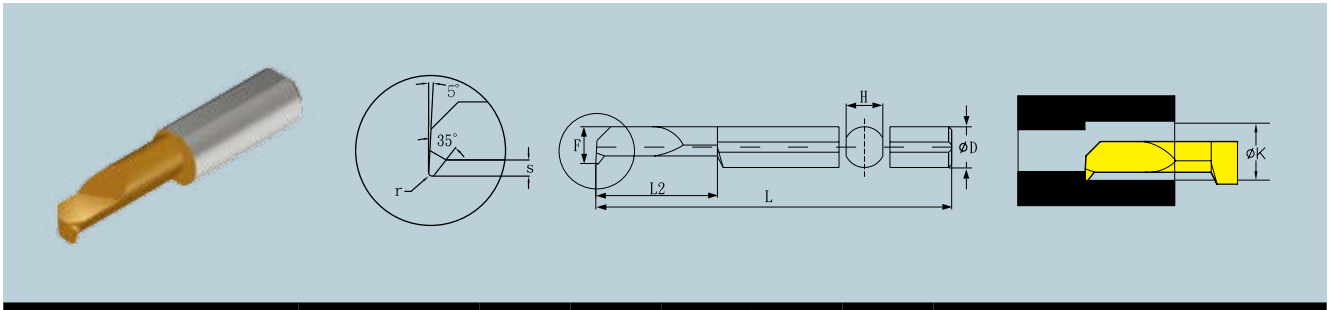

型　號 EDP NO.	ØK	F	L2	L	r	S	ØD	適　用　套　筒 Applicable Sleeve
27.3009-01	3	2.8	9.0	40	0.1	0.4	4	SP.250-04** SP.5650-04**
27.3015-01	3	2.8	15.0	45	0.1	0.4	4	
27.3021-01	3	2.8	21.0	52	0.1	0.4	4	
27.4012-01	4	3.8	12.0	42	0.1	0.7	4	
27.4012-02	4	3.8	12.0	42	0.2	0.7	4	
27.4020-01	4	3.8	20.0	50	0.1	0.7	4	
27.4020-02	4	3.8	20.0	50	0.2	0.7	4	
27.4028-01	4	3.8	28.0	60	0.1	0.7	4	
27.4028-02	4	3.8	28.0	60	0.2	0.7	4	
27.5015-01	5	4.8	15.0	50	0.1	1.0	6	SP.250-06** SP.5650-06**
27.5015-02	5	4.8	15.0	50	0.2	1.0	6	
27.5025-01	5	4.8	25.0	60	0.1	1.0	6	
27.5025-02	5	4.8	25.0	60	0.2	1.0	6	
27.5035-01	5	4.8	35.0	70	0.1	1.0	6	
27.5035-02	5	4.8	35.0	70	0.2	1.0	6	
27.6020-02	6	5.8	20.0	55	0.2	1.5	6	
27.6030-02	6	5.8	30.0	65	0.2	1.5	6	
27.6042-02	6	5.8	42.0	77	0.2	1.5	6	
27.7021-02	7	6.8	21.0	60	0.2	2.0	8	SP.250-08** SP.5650-08**
27.7035-02	7	6.8	35.0	75	0.2	2.0	8	
27.7049-02	7	6.8	49.0	90	0.2	2.0	8	
27.8025-02	8	7.8	25.0	65	0.2	2.0	8	
27.8040-02	8	7.8	40.0	80	0.2	2.0	8	
27.8056-02	8	7.8	56.0	100	0.2	2.0	8	
27.10030-02	10	9.8	30.0	75	0.2	2.5	10	SP.250-10** SP.5650-10**
27.10050-02	10	9.8	50.0	95	0.2	2.5	10	
27.10070-02	10	9.8	70.0	115	0.2	2.5	10	

內徑車刀 Bore

TW

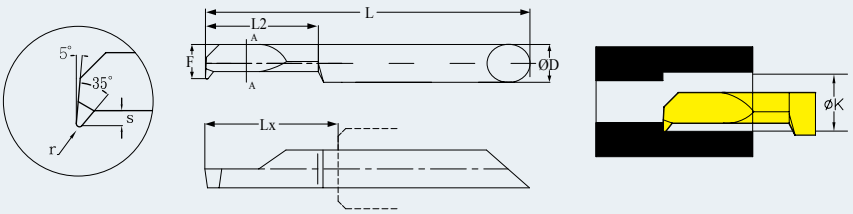

ATW 內冷式

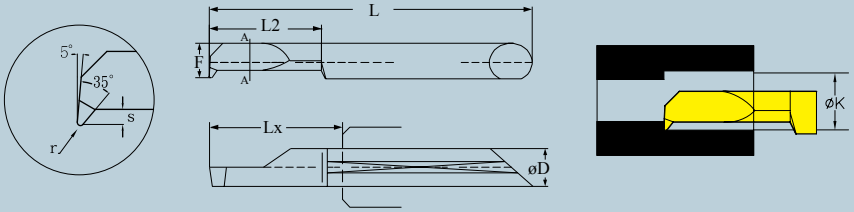

型　號 EDP NO.	內冷式 型號 EDP NO.	ØK	F	L2	Lx	r	S	ØD	適　用　套　筒 Applicable Sleeve
TW 27.3009-01	ATW 27.3009-01	3	2.8	9.0	11.0	0.1	0.4	4	SP.380-04**
TW 27.3015-01	ATW 27.3015-01	3	2.8	15.0	17.0	0.1	0.4	4	
TW 27.3021-01	ATW 27.3021-01	3	2.8	21.0	23.0	0.1	0.4	4	
TW 27.4012-01	ATW 27.4012-01	4	3.8	12.0	14.0	0.1	0.7	4	
TW 27.4012-02	ATW 27.4012-02	4	3.8	12.0	14.0	0.2	0.7	4	
TW 27.4020-01	ATW 27.4020-01	4	3.8	20.0	22.0	0.1	0.7	4	
TW 27.4020-02	ATW 27.4020-02	4	3.8	20.0	22.0	0.2	0.7	4	
TW 27.4028-01	ATW 27.4028-01	4	3.8	28.0	30.0	0.1	0.7	4	
TW 27.4028-02	ATW 27.4028-02	4	3.8	28.0	30.0	0.2	0.7	4	
TW 27.5015-02	ATW 27.5015-02	5	4.8	15.0	17.0	0.2	1.0	5	SP.380-05**
TW 27.5025-02	ATW 27.5025-02	5	4.8	25.0	27.0	0.2	1.0	5	
TW 27.5035-02	ATW 27.5035-02	5	4.8	35.0	37.0	0.2	1.0	5	
TW 27.6020-02	ATW 27.6020-02	6	5.8	20.0	23.0	0.2	1.5	6	SP.380-06**
TW 27.6030-02	ATW 27.6030-02	6	5.8	30.0	33.0	0.2	1.5	6	
TW 27.6042-02	ATW 27.6042-02	6	5.8	42.0	45.0	0.2	1.5	6	
TW 27.7021-02	ATW 27.7021-02	7	6.8	21.0	24.0	0.2	2.0	8	SP.380-08**
TW 27.7035-02	ATW 27.7035-02	7	6.8	35.0	38.0	0.2	2.0	8	
TW 27.7049-02	ATW 27.7049-02	7	6.8	49.0	52.0	0.2	2.0	8	
TW 27.8025-02	ATW 27.8025-02	8	7.8	24.0	27.0	0.2	2.0	8	SP.380-08**
TW 27.8040-02	ATW 27.8040-02	8	7.8	40.0	43.0	0.2	2.0	8	
TW 27.8056-02	ATW 27.8056-02	8	7.8	56.0	59.0	0.2	2.0	8	

內徑車刀 Bore

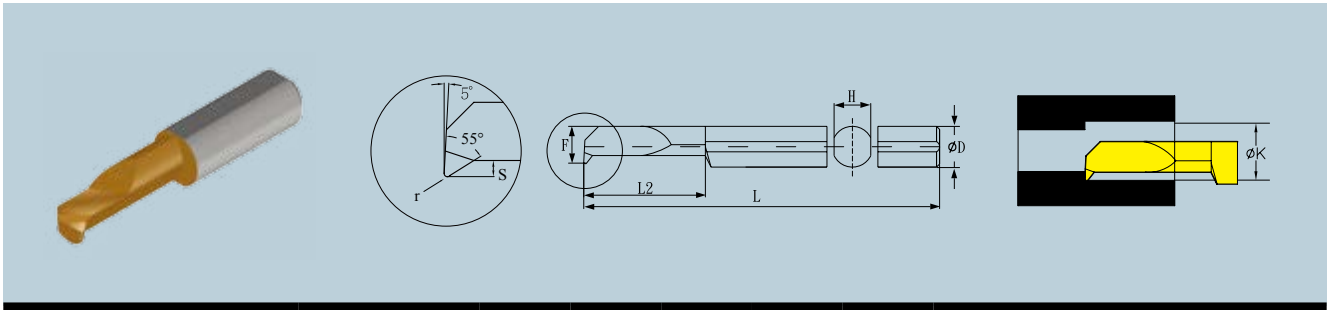

型　號 EDP NO.	ØK	F	L2	L	r	S	ØD	適　用　套　筒 Applicable Sleeve
29.3009-01	3	2.8	9.0	40	0.1	0.4	4	SP.250-04** SP.5650-04**
29.3015-01	3	2.8	15.0	45	0.1	0.4	4	
29.3021-01	3	2.8	21.0	52	0.1	0.4	4	
29.4012-01	4	3.8	12.0	42	0.1	0.7	4	
29.4012-02	4	3.8	12.0	42	0.2	0.7	4	
29.4020-01	4	3.8	20.0	50	0.1	0.7	4	
29.4020-02	4	3.8	20.0	50	0.2	0.7	4	
29.4028-01	4	3.8	28.0	60	0.1	0.7	4	
29.4028-02	4	3.8	28.0	60	0.2	0.7	4	
29.5015-01	5	4.8	15.0	50	0.1	1.0	6	SP.250-06** SP.5650-06**
29.5015-02	5	4.8	15.0	50	0.2	1.0	6	
29.5025-01	5	4.8	25.0	60	0.1	1.0	6	
29.5025-02	5	4.8	25.0	60	0.2	1.0	6	
29.5035-01	5	4.8	35.0	70	0.1	1.0	6	
29.5035-02	5	4.8	35.0	70	0.2	1.0	6	
29.6020-02	6	5.8	20.0	55	0.2	1.5	6	
29.6030-02	6	5.8	30.0	65	0.2	1.5	6	
29.6042-02	6	5.8	42.0	77	0.2	1.5	6	
29.7021-02	7	6.8	21.0	60	0.2	2.0	8	SP.250-08** SP.5650-08**
29.7035-02	7	6.8	35.0	75	0.2	2.0	8	
29.7049-02	7	6.8	49.0	95	0.2	2.0	8	
29.8025-02	8	7.8	25.0	65	0.2	2.0	8	
29.8040-02	8	7.8	40.0	80	0.2	2.0	8	
29.8056-02	8	7.8	56.0	100	0.2	2.0	8	
29.10030-02	10	9.8	30.0	75	0.2	2.5	10	SP.250-10** SP.5650-10**
29.10050-02	10	9.8	50.0	95	0.2	2.5	10	
29.10070-02	10	9.8	70.0	115	0.2	2.5	10	

內徑車刀 Bore

TW

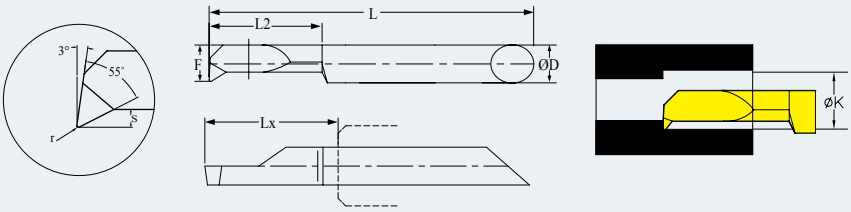

ATW 內冷式

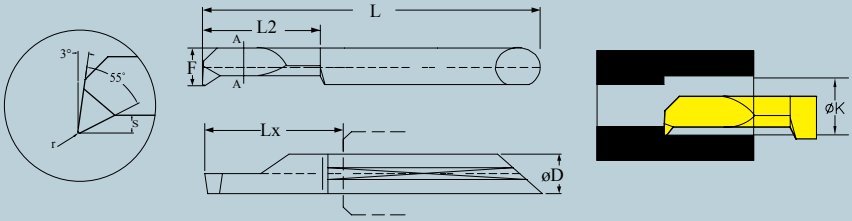

型　號 EDP NO.	內冷式 型號 EDP NO.	ØK	F	L2	Lx	r	S	ØD	適　用　套　筒 Applicable Sleeve
TW 29.2006-005	ATW 29.2006-005	2	1.8	6.0	8.0	0.05	0.3	4	SP.380-04**
TW 29.2010-005	ATW 29.2010-005	2	1.8	10.0	12.0	0.05	0.3	4	
TW 29.2014-005	ATW 29.2014-005	2	1.8	14.0	16.0	0.05	0.3	4	
TW 29.2508-005	ATW 29.2508-005	2.5	2.3	8.0	10.0	0.05	0.3	4	SP.380-04**
TW 29.2513-005	ATW 29.2513-005	2.5	2.3	13.0	15.0	0.05	0.3	4	
TW 29.2518-005	ATW 29.2518-005	2.5	2.3	18.0	20.0	0.05	0.3	4	
TW 29.3009-01	ATW 29.3009-01	3	2.8	9.0	11.0	0.1	0.4	4	SP.380-04**
TW 29.3015-01	ATW 29.3015-01	3	2.8	15.0	17.0	0.1	0.4	4	
TW 29.3021-01	ATW 29.3021-01	3	2.8	21.0	23.0	0.1	0.4	4	
TW 29.4012-01	ATW 29.4012-01	4	3.8	12.0	14.0	0.1	0.7	4	
TW 29.4012-02	ATW 29.4012-02	4	3.8	12.0	14.0	0.2	0.7	4	
TW 29.4020-01	ATW 29.4020-01	4	3.8	20.0	22.0	0.1	0.7	4	
TW 29.4020-02	ATW 29.4020-02	4	3.8	20.0	22.0	0.2	0.7	4	
TW 29.4028-01	ATW 29.4028-01	4	3.8	28.0	30.0	0.1	0.7	4	
TW 29.4028-02	ATW 29.4028-02	4	3.8	28.0	30.0	0.2	0.7	4	
TW 29.5015-02	ATW 29.5015-02	5	4.8	15.0	17.0	0.2	1.0	5	SP.380-05**
TW 29.5025-02	ATW 29.5025-02	5	4.8	25.0	27.0	0.2	1.0	5	
TW 29.5035-02	ATW 29.5035-02	5	4.8	35.0	37.0	0.2	1.0	5	
TW 29.6020-02	ATW 29.6020-02	6	5.8	20.0	23.0	0.2	1.5	6	SP.380-06**
TW 29.6030-02	ATW 29.6030-02	6	5.8	30.0	33.0	0.2	1.5	6	
TW 29.6042-02	ATW 29.6042-02	6	5.8	42.0	45.0	0.2	1.5	6	
TW 29.7021-02	ATW 29.7021-02	7	6.8	21.0	24.0	0.2	2.0	8	SP.380-08**
TW 29.7035-02	ATW 29.7035-02	7	6.8	35.0	38.0	0.2	2.0	8	
TW 29.7049-02	ATW 29.7049-02	7	6.8	49.0	52.0	0.2	2.0	8	
TW 29.8025-02	ATW 29.8025-02	8	7.8	25.0	28.0	0.2	2.0	8	SP.380-08**
TW 29.8040-02	ATW 29.8040-02	8	7.8	40.0	43.0	0.2	2.0	8	
TW 29.8056-02	ATW 29.8056-02	8	7.8	56.0	59.0	0.2	2.0	8	

內徑車刀 Bore

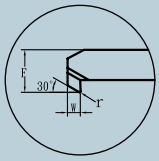

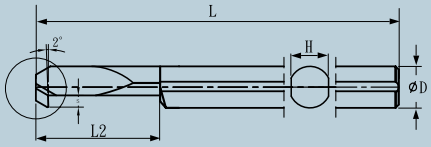

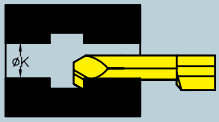

型　號 EDP NO.	ØK	F	W±0.03	L2	L	r	S	ØD	適　用　套　筒 Applicable Sleeve
37.4010-1002	4	3.8	1.0	10	40	0.2	0.8	4	SP.250-04** SP.5650-04**
37.4015-1002	4	3.8	1.0	15	45	0.2	0.8	4	
37.5012-1202	5	4.8	1.2	12	45	0.2	1.2	4	
37.5018-1202	5	4.8	1.2	18	50	0.2	1.2	4	
37.6015-1502	6	5.8	1.5	15	50	0.2	1.5	6	SP.250-06** SP.5650-06**
37.6022-1502	6	5.8	1.5	22	55	0.2	1.5	6	
37.7020-2002	7	6.8	2.0	20	55	0.2	2.0	6	
37.7025-2002	7	6.8	2.0	25	60	0.2	2.0	6	
37.8020-2002	8	7.8	2.0	20	60	0.2	2.5	8	SP.250-08** SP.5650-08**
37.8035-2002	8	7.8	2.0	30	65	0.2	2.5	8	
37.10030-2502	10	9.8	2.5	30	75	0.2	2.5	10	SP.250-10** SP.5650-10**
37.10040-2502	10	9.8	2.5	40	85	0.2	2.5	10	

內徑車刀 Bore

TW

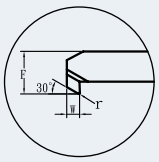

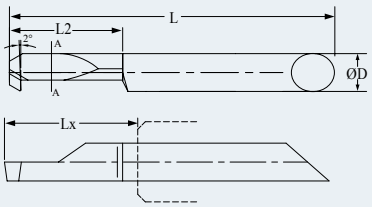

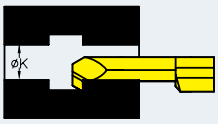

ATW 內冷式

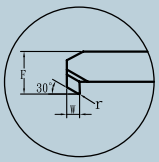

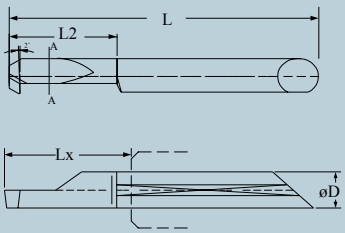

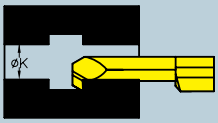

型　號 EDP NO.	內冷式 型號 EDP NO.	ØK	F	W±0.03	L2	Lx	r	S	ØD	適用套筒 Applicable Sleeve
TW 37.4010-1502	ATW 37.4010-1502	4	3.8	1.5	10	12	0.2	0.8	4	SP.380-04**
TW 37.4015-1502	ATW 37.4015-1502	4	3.8	1.5	15	17	0.2	0.8	4	
TW 37.5012-1502	ATW 37.5012-1502	5	4.8	1.5	12	15	0.2	1.2	5	SP.380-05**
TW 37.5018-1502	ATW 37.5018-1502	5	4.8	1.5	18	21	0.2	1.2	5	
TW 37.6015-2002	ATW 37.6015-2002	6	5.8	2.0	15	18	0.2	1.5	6	SP.380-06**
TW 37.6022-2002	ATW 37.6022-2002	6	5.8	2.0	22	25	0.2	1.5	6	
TW 37.7020-2002	ATW 37.7020-2002	7	6.8	2.0	20	23	0.2	2.0	8	SP.380-08**
TW 37.7025-2002	ATW 37.7025-2002	7	6.8	2.0	25	28	0.2	2.0	8	
TW 37.8020-2502	ATW 37.8020-2502	8	7.8	2.5	20	23	0.2	2.5	8	SP.380-08**
TW 37.8030-2502	ATW 37.8030-2502	8	7.8	2.5	30	33	0.2	2.5	8	

內徑車刀 Bore

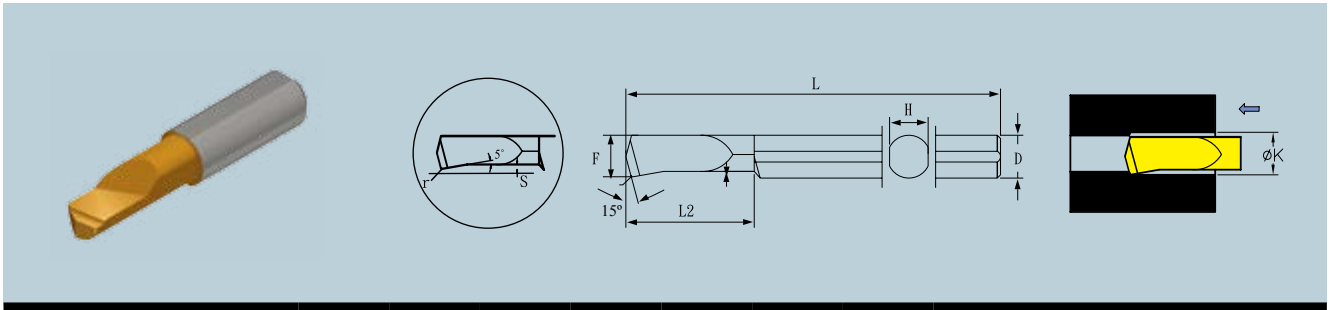

型　號 EDP NO.	ØK	F	L2	L	r	S	ØD	適　用　套　筒 Applicable Sleeve
45.2006-005	2	1.8	6.0	40	0.05	0.4	4	SP.250-04** SP.5650-04**
45.2010-005	2	1.8	10.0	40	0.05	0.4	4	
45.2014-005	2	1.8	14.0	45	0.05	0.4	4	
45.3009-01	3	2.8	9.0	40	0.1	0.4	4	
45.3015-01	3	2.8	15.0	45	0.1	0.4	4	
45.3021-01	3	2.8	21.0	52	0.1	0.4	4	
45.4012-02	4	3.8	12.0	42	0.2	0.7	4	
45.4020-02	4	3.8	20.0	50	0.2	0.7	4	
45.4028-02	4	3.8	28.0	60	0.2	0.7	4	
45.5015-02	5	4.8	15.0	50	0.2	0.7	6	SP.250-06** SP.5650-06**
45.5025-02	5	4.8	25.0	60	0.2	0.7	6	
45.5035-02	5	4.8	35.0	70	0.2	0.7	6	
45.6020-02	6	5.8	20.0	55	0.2	0.7	6	
45.6030-02	6	5.8	30.0	65	0.2	0.7	6	
45.6042-02	6	5.8	42.0	77	0.2	0.7	6	
45.7021-02	7	6.8	21.0	60	0.2	0.7	8	SP.250-08** SP.5650-08**
45.7035-02	7	6.8	35.0	75	0.2	0.7	8	
45.7049-02	7	6.8	49.0	90	0.2	0.7	8	
45.8025-02	8	7.8	25.0	65	0.2	0.9	8	
45.8040-02	8	7.8	40.0	80	0.2	0.9	8	
45.8056-02	8	7.8	56.0	100	0.2	0.9	8	

內徑車刀 Bore

TW

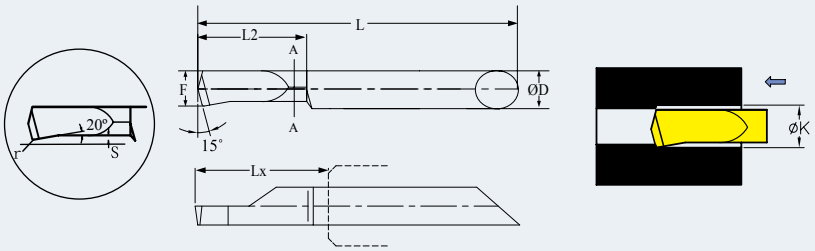

ATW 內冷式

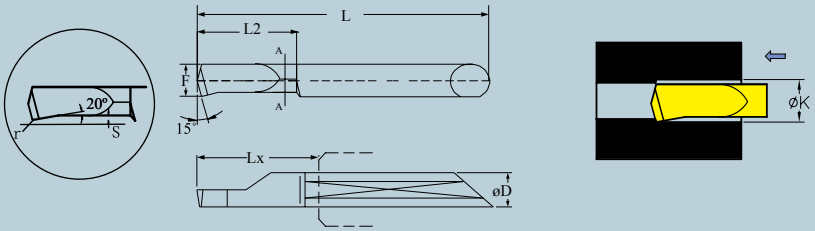

型　　號 EDP NO.	內冷式 型號 EDP NO.	ØK	F	L2	Lx	r	S	ØD	適用套筒 Applicable Sleeve
TW 45.4012-02	ATW 45.4012-02	4	3.8	12.0	14.0	0.2	0.7	4	SP.380-04**
TW 45.4020-02	ATW 45.4020-02	4	3.8	20.0	22.0	0.2	0.7	4	
TW 45.4028-02	ATW 45.4028-02	4	3.8	28.0	30.0	0.2	0.7	4	
TW 45.5015-02	ATW 45.5015-02	5	4.8	15.0	17.0	0.2	0.7	5	SP.380-05**
TW 45.5025-02	ATW 45.5025-02	5	4.8	25.0	27.0	0.2	0.7	5	
TW 45.5035-02	ATW 45.5035-02	5	4.8	35.0	37.0	0.2	0.7	5	
TW 45.6020-02	ATW 45.6020-02	6	5.8	20.0	23.0	0.2	0.7	6	SP.380-06**
TW 45.6030-02	ATW 45.6030-02	6	5.8	30.0	33.0	0.2	0.7	6	
TW 45.6042-02	ATW 45.6042-02	6	5.8	42.0	45.0	0.2	0.7	6	
TW 45.7021-02	ATW 45.7021-02	7	6.8	21.0	24.0	0.2	0.7	8	SP.380-08**
TW 45.7035-02	ATW 45.7035-02	7	6.8	35.0	38.0	0.2	0.7	8	
TW 45.7049-02	ATW 45.7049-02	7	6.8	49.0	52.0	0.2	0.7	8	
TW 45.8024-02	ATW 45.8024-02	8	7.8	24.0	27.0	0.2	0.9	8	SP.380-08**
TW 45.8040-02	ATW 45.8040-02	8	7.8	40.0	43.0	0.2	0.9	8	
TW 45.8056-02	ATW 45.8056-02	8	7.8	56.0	59.0	0.2	0.9	8	

內徑車刀 Bore

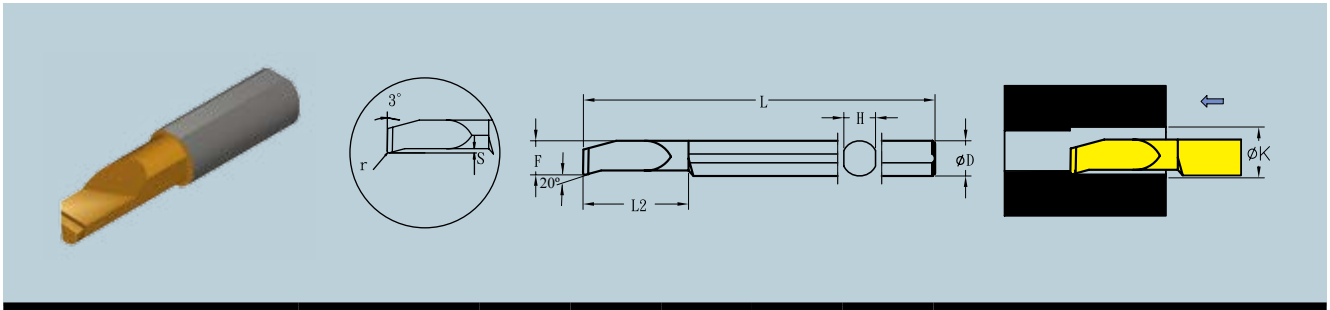

型　號 EDP NO.	ØK	F	L2	L	r	S	ØD	適　用　套　筒 Applicable Sleeve
47.2006-005	2	1.8	6.0	40	0.05	0.3	4	SP.250-04** SP.5650-04**
47.2010-005	2	1.8	10.0	40	0.05	0.3	4	
47.2014-005	2	1.8	14.0	45	0.05	0.3	4	
47.3009-01	3	2.8	9.0	40	0.1	0.4	4	
47.3015-01	3	2.8	15.0	45	0.1	0.4	4	
47.3021-01	3	2.8	21.0	52	0.1	0.4	4	
47.4012-01	4	3.8	12.0	42	0.1	0.7	4	
47.4020.01	4	3.8	20.0	50	0.1	0.7	4	
47.4020.02	4	3.8	20.0	50	0.2	0.7	4	
47.4028-01	4	3.8	28.0	60	0.1	0.7	4	
47.4028-02	4	3.8	28.0	60	0.2	0.7	4	
47.5015-01	5	4.8	15.0	50	0.1	0.7	6	SP.250-06** SP.5650-06**
47.5015-02	5	4.8	15.0	50	0.2	0.7	6	
47.5025-01	5	4.8	25.0	60	0.1	0.7	6	
47.5025-02	5	4.8	25.0	60	0.2	0.7	6	
47.5035-01	5	4.8	35.0	70	0.1	0.7	6	
47.5035-02	5	4.8	35.0	70	0.2	0.7	6	
47.6020-02	6	5.8	20.0	55	0.2	0.7	6	
47.6030-02	6	5.8	30.0	65	0.2	0.7	6	
47.6042-02	6	5.8	42.0	77	0.2	0.7	6	
47.7021-02	7	6.8	21.0	60	0.2	0.7	8	SP.250-08** SP.5650-08**
47.7035-02	7	6.8	35.0	75	0.2	0.7	8	
47.7049-02	7	6.8	49.0	90	0.2	0.7	8	
47.8025-02	8	7.8	25.0	65	0.2	0.9	8	
47.8040-02	8	7.8	40.0	80	0.2	0.9	8	
47.8056-02	8	7.8	56.0	100	0.2	0.9	8	

內徑車刀 Bore

TW

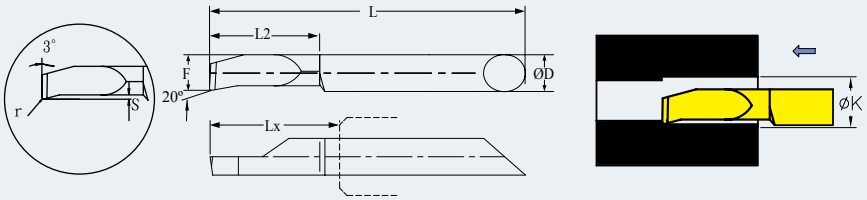

ATW 內冷式

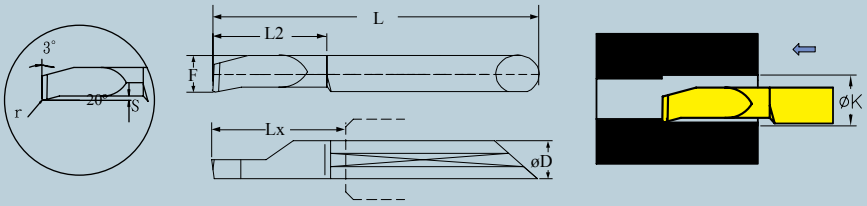

型　　號 EDP NO.	內冷式 型號 EDP NO.	ØK	F	L2	Lx	r	S	ØD	適用套筒 Applicable Sleeve
TW 47.1004-005	ATW 47.1004-005	1.0	0.9	4.0	8.0	0.05	0.15	4	SP.380-04**
TW 47.1006-005	ATW 47.1006-005	1.0	0.9	6.0	8.0	0.05	0.15	4	
TW 47.1505-005	ATW 47.1505-005	1.5	1.3	5.0	8.0	0.05	0.25	4	
TW 47.1508-005	ATW 47.1508-005	1.5	1.3	8.0	10.0	0.05	0.25	4	
TW 47.2006-005	ATW 47.2006-005	2.0	1.8	6.0	8.0	0.05	0.3	4	
TW 47.2010-005	ATW 47.2010-005	2.0	1.8	10.0	12.0	0.05	0.3	4	
TW 47.2014-005	ATW 47.2014-005	2.0	1.8	14.0	16.0	0.05	0.3	4	
TW 47.2508-005	ATW 47.2508-005	2.5	2.3	8.0	10.0	0.05	0.3	4	
TW 47.2513-005	ATW 47.2513-005	2.5	2.3	13.0	15.0	0.05	0.3	4	
TW 47.2518-005	ATW 47.2518-005	2.5	2.3	18.0	20.0	0.05	0.3	4	
TW 47.3009-01	ATW 47.3009-01	3.0	2.8	9.0	11.0	0.1	0.4	4	
TW 47.3015-01	ATW 47.3015-01	3.0	2.8	15.0	17.0	0.1	0.4	4	
TW 47.4012-02	ATW 47.4012-02	4.0	3.8	12.0	14.0	0.2	0.7	4	
TW 47.4020.02	ATW 47.4020.02	4.0	3.8	20.0	22.0	0.2	0.7	4	
TW 47.4028-02	ATW 47.4028-02	4.0	3.8	28.0	30.0	0.2	0.7	4	
TW 47.5015-02	ATW 47.5015-02	5.0	4.8	15.0	17.0	0.2	0.7	5	SP.380-05**
TW 47.5025-02	ATW 47.5025-02	5.0	4.8	25.0	27.0	0.2	0.7	5	
TW 47.5035-02	ATW 47.5035-02	5.0	4.8	35.0	37.0	0.2	0.7	5	
TW 47.6020-02	ATW 47.6020-02	6.0	5.8	20.0	23.0	0.2	0.7	6	SP.380-06**
TW 47.6030-02	ATW 47.6030-02	6.0	5.8	30.0	33.0	0.2	0.7	6	
TW 47.6042-02	ATW 47.6042-02	6.0	5.8	42.0	45.0	0.2	0.7	6	
TW 47.7021-02	ATW 47.7021-02	7.0	6.8	21.0	24.0	0.2	0.7	8	SP.380-08**
TW 47.7035-02	ATW 47.7035-02	7.0	6.8	35.0	38.0	0.2	0.7	8	
TW 47.7049-02	ATW 47.7049-02	7.0	6.8	49.0	52.0	0.2	0.7	8	
TW 47.8025-02	ATW 47.8025-02	8.0	7.8	25.0	28.0	0.2	0.9	8	SP.380-08**
TW 47.8040-02	ATW 47.8040-02	8.0	7.8	40.0	43.0	0.2	0.9	8	
TW 47.8056-02	ATW 47.8056-02	8.0	7.8	56.0	59.0	0.2	0.9	8	

內徑牙刀 Micro Internal Thread

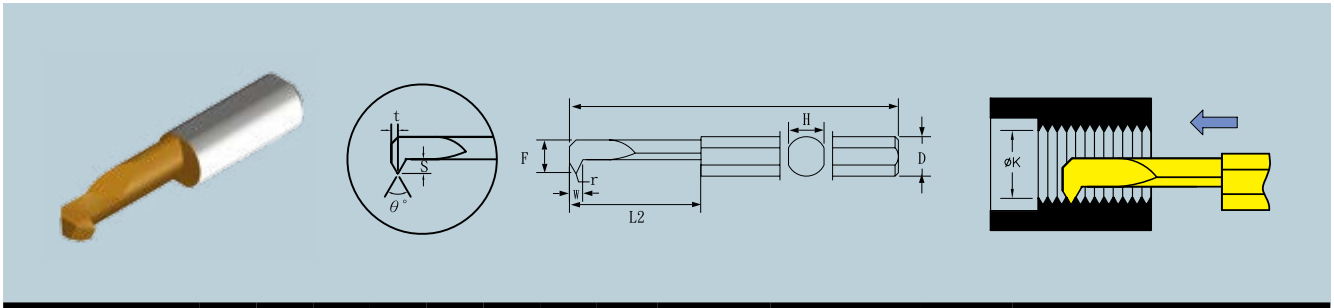

型　號 EDP NO.	θ°	ØK	F	t	W	L2	L	r	S	ØD	Pitch	TPI	適用套筒 Applicable Sleeve
51.4015-60004	60	4.5	3.8	0.7	1.5	15	45	0.04	1.3	4	p0.5~p1.25	48~24	SP.250-04**
51.6020-60005	60	6.0	5.8	0.8	1.8	20	55	0.05	1.6	6	p0.75~p1.5	28~16	SP.250-06**
51.8025-60007	60	8.0	7.8	1.2	2.5	25	75	0.07	2.0	8	p1.0~p2.0	20~12	SP.250-08**
51.4015-55005	55	4.5	3.8	0.7	1.5	15	45	0.05	1.3	4		32~24	SP.250-04**
51.6020-5501	55	6.0	5.8	0.8	1.8	20	55	0.1	1.6	6		28~20	SP.250-06**
51.8025-5501	55	8.0	7.8	1.2	2.5	25	75	0.1	2.0	8		28~14	SP.250-08**

內徑牙刀 Micro Internal Thread

TW

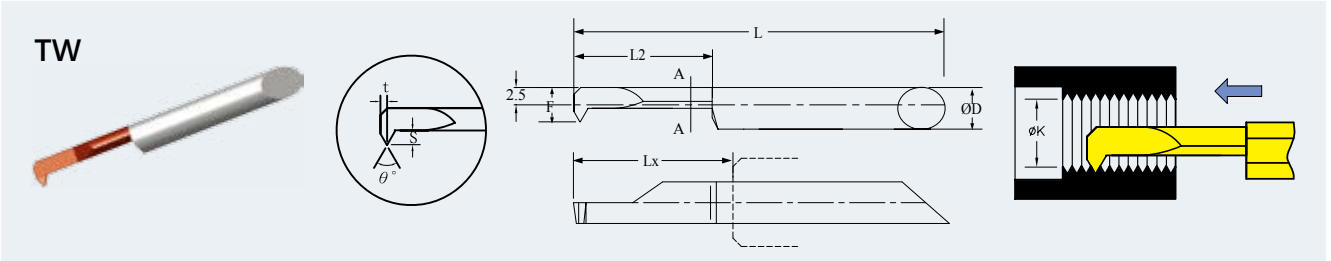

ATW 內冷式

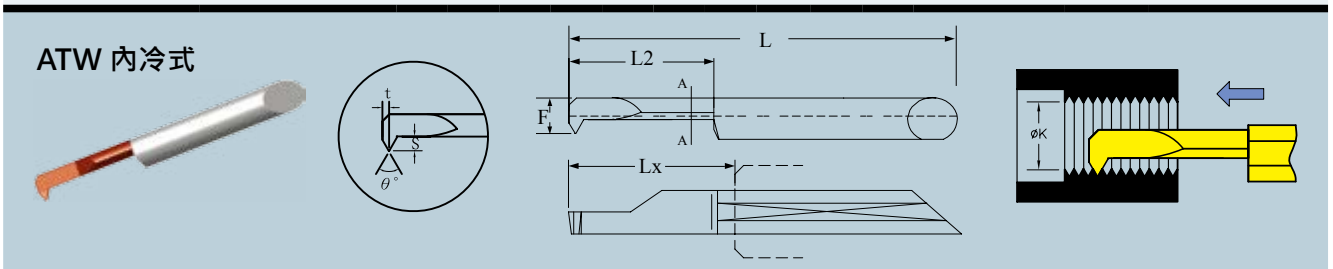

型　號 EDP NO.	內冷式 型號 EDP NO.	θ°	ØK	F	t	W	L2	Lx	r	S	ØD	Pitch	TPI	適用套筒 Applicable Sleeve
TW 51.4015-60004	ATW 51.4015-60004	60	4.5	3.8	0.7	1.5	15	17	0.04	1.3	4	p0.5~p1.25	48~24	SP.250-04**
TW 51.5015-60005	ATW 51.5015-60005	60	5.5	4.8	0.7	1.5	15	17	0.05	1.3	5	p0.75~p1.25	48~24	SP.250-05**
TW 51.6020-60005	ATW 51.6020-60005	60	7.0	5.8	0.8	1.7	20	23	0.05	1.6	6	p0.75~p1.5	28~16	SP.250-06**
TW 51.7020-60005	ATW 51.7020-60005	60	8.0	6.8	0.8	1.7	20	23	0.05	1.8	8	p0.75~p1.5	28~16	SP.250-08**
TW 51.8025-60007	ATW 51.8025-60007	60	9.0	7.8	1.2	2.5	25	28	0.07	2.0	8	p1.0~p2.0	20~12	SP.250-08**
TW 51.4015-55005	ATW 51.4015-55005	55	4.5	3.8	0.7	1.5	15	17	0.05	1.3	4		32~24	SP.250-04**
TW 51.5015-55005	ATW 51.5015-55005	55	5.5	4.8	0.7	1.5	15	17	0.05	1.3	5		32~24	SP.250-05**
TW 51.6020-5501	ATW 51.6020-5501	55	7.0	5.8	0.8	1.7	20	23	0.1	1.6	6		28~20	SP.250-06**
TW 51.7020-5501	ATW 51.7020-5501	55	8.0	6.8	0.8	1.7	20	23	0.1	1.8	8		28~20	SP.250-08**
TW 51.8025-5501	ATW 51.8025-5501	55	9.0	7.8	1.2	2.5	25	28	0.1	2.0	8		28~14	SP.250-08**

內徑槽刀 Internal Groove

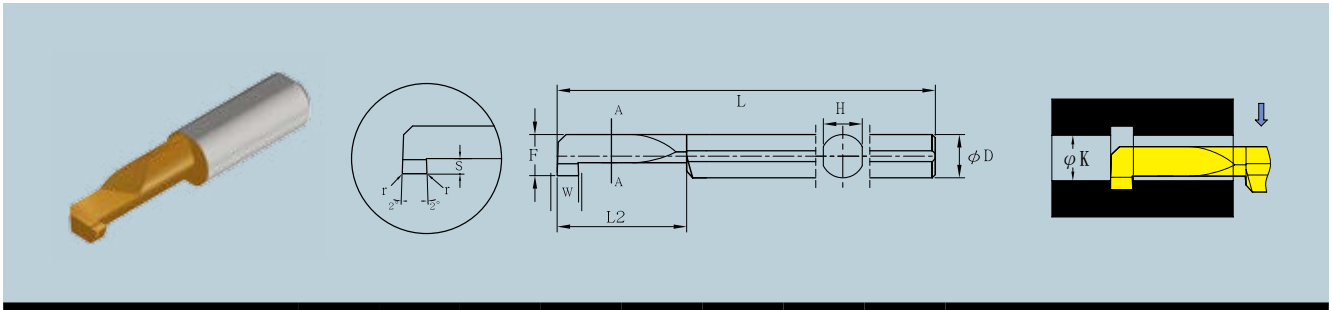

型　號 EDP NO.	ØK	F	W±0.03	L2	L	r/c	S	ØD	適　用　套　筒 Applicable Sleeve
53.4010-05	4	3.8	0.5	10	40	0.05c	0.8	4	SP.250-04** SP.5650-04**
53.4010-10	4	3.8	1.0	10	40	0.1	0.8	4	
53.4010-15	4	3.8	1.5	10	40	0.2	0.8	4	
53.4010-20	4	3.8	2.0	10	40	0.2	0.8	4	
53.5015-05	5	4.8	0.5	15	45	0.05c	1.0	4	
53.5015-10	5	4.8	1.0	15	45	0.1	1.0	4	
53.5015-15	5	4.8	1.5	15	45	0.2	1.0	4	
53.5015-20	5	4.8	2.0	15	45	0.2	1.0	4	
53.6020-10	6	5.8	1.0	20	50	0.1	1.5	6	SP.250-06** SP.5650-06**
53.6020-15	6	5.8	1.5	20	50	0.2	1.5	6	
53.6020-20	6	5.8	2.0	20	50	0.2	1.5	6	
53.7020-10	7	6.8	1.0	20	55	0.1	1.8	6	
53.7020-15	7	6.8	1.5	20	55	0.2	1.8	6	
53.7020-20	7	6.8	2.0	20	55	0.2	1.8	6	
53.8025-10	8	7.8	1.0	25	60	0.1	2.0	8	SP.250-08** SP.5650-08**
53.8025-15	8	7.8	1.5	25	60	0.2	2.0	8	
53.8025-20	8	7.8	2.0	25	60	0.2	2.0	8	
53.10030-10	10	9.8	1.0	30	75	0.1	2.5	10	SP.250-10** SP.5650-10**
53.10030-15	10	9.8	1.5	30	75	0.2	2.5	10	
53.10030-20	10	9.8	2.0	30	75	0.2	2.5	10	
53.10030-30	10	9.8	3.0	30	75	0.2	2.5	10	
53.12035-10	12	11.8	1.0	35	80	0.1	2.5	12	
53.12035-15	12	11.8	1.5	35	80	0.2	3.0	12	
53.12035-20	12	11.8	2.0	35	80	0.2	3.0	12	
53.12035-30	12	11.8	3.0	35	80	0.2	3.0	12	

內徑槽刀 Internal Groove

TW

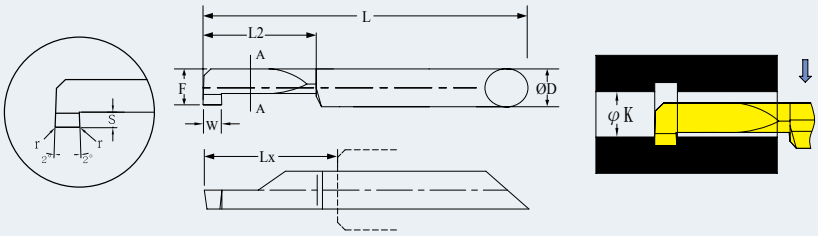

ATW 內冷式

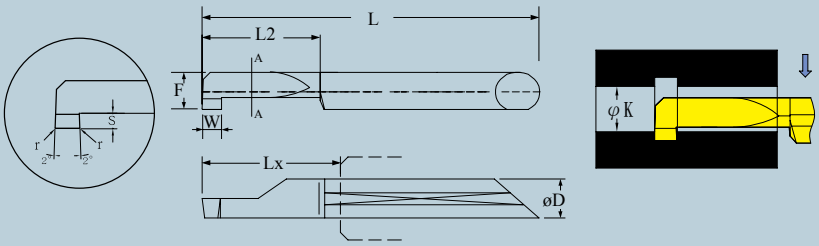

型　　號 EDP NO.	內冷式 型號 EDP NO.	ØK	F	W±0.03	L2	Lx	r / c	S	ØD	適用套筒 Applicable Sleeve
TW 53.4010-05	ATW 53.4010-05	4	3.8	0.5	10	12	0.05C	0.8	4	SP.380-04**
TW 53.4010-10	ATW 53.4010-10	4	3.8	1.0	10	12	0.1	0.8	4	
TW 53.4010-15	ATW 53.4010-15	4	3.8	1.5	10	12	0.2	0.8	4	
TW 53.4010-20	ATW 53.4010-20	4	3.8	2.0	10	12	0.2	0.8	4	
TW 53.5015-05	ATW 53.5015-05	5	4.8	0.5	15	17	0.05C	1.0	5	SP.380-05**
TW 53.5015-10	ATW 53.5015-10	5	4.8	1.0	15	17	0.1	1.0	5	
TW 53.5015-15	ATW 53.5015-15	5	4.8	1.5	15	17	0.2	1.0	5	
TW 53.5015-20	ATW 53.5015-20	5	4.8	2.0	15	17	0.2	1.0	5	
TW 53.6020-10	ATW 53.6020-10	6	5.8	1.0	20	18	0.1	1.5	6	SP.380-06**
TW 53.6020-15	ATW 53.6020-15	6	5.8	1.5	20	18	0.2	1.5	6	
TW 53.6020-20	ATW 53.6020-20	6	5.8	2.0	20	18	0.2	1.5	6	
TW 53.7020-10	ATW 53.7020-10	7	6.8	1.0	20	23	0.1	1.8	8	SP.380-08**
TW 53.7020-15	ATW 53.7020-15	7	6.8	1.5	20	23	0.2	1.8	8	
TW 53.7020-20	ATW 53.7020-20	7	6.8	2.0	20	23	0.2	1.8	8	
TW 53.8025-10	ATW 53.8025-10	8	7.8	1.0	25	28	0.1	2.0	8	SP.380-08**
TW 53.8025-15	ATW 53.8025-15	8	7.8	1.5	25	28	0.2	2.0	8	
TW 53.8025-20	ATW 53.8025-20	8	7.8	2.0	25	28	0.2	2.0	8	

內徑圓槽刀 Internal Radius

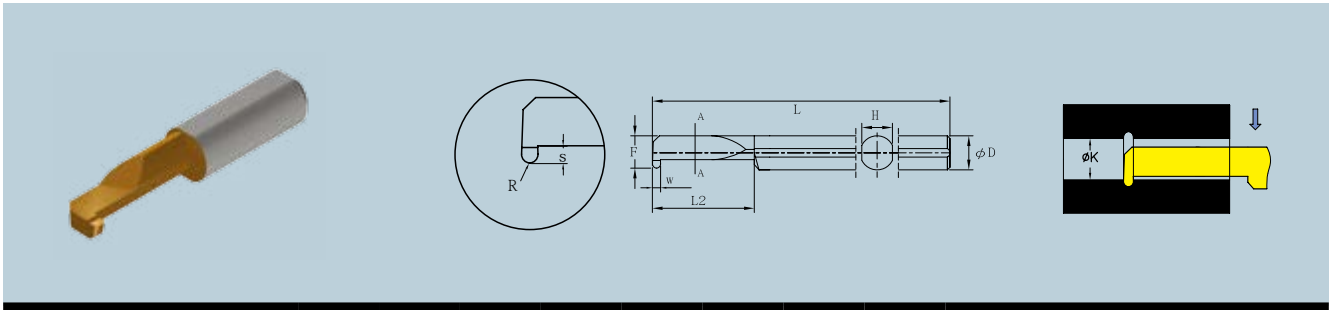

型　號 EDP NO.	ØK	F	W±0.03	L2	L	r	S	ØD	適　用　套　筒 Applicable Sleeve
B53.4010-050R	4	3.8	1.0	10	40	0.5	0.8	4	SP.250-04** SP.5650-04**
B53.4010-075R	4	3.8	1.5	10	40	0.75	0.8	4	
B53.4010-100R	4	3.8	2.0	10	40	1.0	1.0	4	
B53.5015-050R	5	4.8	1.0	15	45	0.5	1.0	4	
B53.5015-075R	5	4.8	1.5	15	45	0.75	1.0	4	
B53.5015-100R	5	4.8	2.0	15	45	1.0	1.2	4	
B53.6020-050R	6	5.8	1.0	20	50	0.5	1.5	6	SP.250-06** SP.5650-06**
B53.6020-075R	6	5.8	1.5	20	50	0.75	1.5	6	
B53.6020-100R	6	5.8	2.0	20	50	1.0	1.5	6	
B53.8025-050R	8	7.8	1.0	25	62	0.5	2.0	8	SP.250-08** SP.5650-08**
B53.8025-075R	8	7.8	1.5	25	62	0.75	2.0	8	
B53.8025-100R	8	7.8	2.0	25	62	1.0	2.0	8	
B53.10030-050R	10	9.8	1.0	30	75	0.5	2.5	10	SP.250-10** SP.5650-10**
B53.10030-075R	10	9.8	1.5	30	75	0.75	2.5	10	
B53.10030-100R	10	9.8	2.0	30	75	1.0	2.5	10	
B53.10030-125R	10	9.8	2.5	30	75	1.25	2.5	10	
B53.10030-150R	10	9.8	3.0	30	75	2.0	2.5	10	
B53.12035-050R	12	11.8	1.0	35	80	0.5	2.5	12	
B53.12035-075R	12	11.8	1.5	35	80	0.75	3.0	12	
B53.12035-100R	12	11.8	2.0	35	80	1.0	3.0	12	
B53.12035-125R	12	11.8	2.5	35	80	1.25	3.0	12	
B53.12035-150R	12	11.8	3.0	35	80	2.0	3.0	12	

內徑圓槽刀 Internal Radius

TW

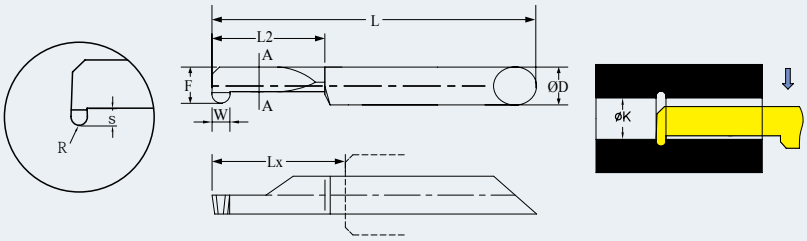

ATW 內冷式

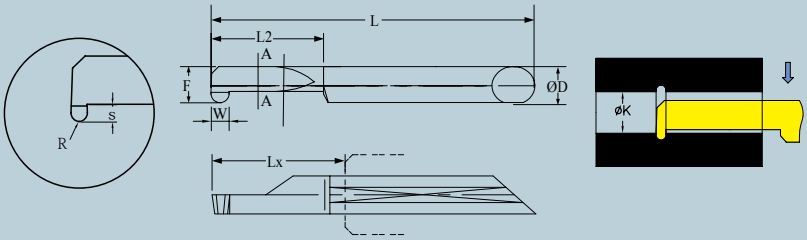

型　　號 EDP NO.	內冷式 型號 EDP NO.	ØK	F	W±0.03	L2	Lx	r	S	ØD	適用套筒 Applicable Sleeve
TW B53.4010-050R	ATW B53.4010-050R	4	3.8	1.0	10	12	0.5	0.8	4	SP.380-04**
TW B53.4010-075R	ATW B53.4010-075R	4	3.8	1.5	10	12	0.75	0.8	4	
TW B53.4010-100R	ATW B53.4010-100R	4	3.8	2.0	10	12	1.0	1.0	4	
TW B53.5015-050R	ATW B53.5015-050R	5	4.8	1.0	15	17	0.5	1.0	5	SP.380-05**
TW B53.5015-075R	ATW B53.5015-075R	5	4.8	1.5	15	17	0.75	1.0	5	
TW B53.5015-100R	ATW B53.5015-100R	5	4.8	2.0	15	17	1.0	1.2	5	
TW B53.6020-050R	ATW B53.6020-050R	6	5.8	1.0	20	23	0.5	1.5	6	SP.380-06**
TW B53.6020-075R	ATW B53.6020-075R	6	5.8	1.5	20	23	0.75	1.5	6	
TW B53.6020-100R	ATW B53.6020-100R	6	5.8	2.0	20	23	1.0	1.5	6	
TW B53.7020-050R	ATW B53.7020-050R	7	6.8	1.0	20	23	0.5	1.8	8	SP.380-08**
TW B53.7020-075R	ATW B53.7020-075R	7	6.8	1.5	20	23	0.75	1.8	8	
TW B53.7020-100R	ATW B53.7020-100R	7	6.8	2.0	20	23	1.0	1.8	8	
TW B53.8025-050R	ATW B53.8025-050R	8	7.8	1.0	25	28	0.5	2.0	8	SP.380-08**
TW B53.8025-075R	ATW B53.8025-075R	8	7.8	1.5	25	28	0.75	2.0	8	
TW B53.8025-100R	ATW B53.8025-100R	8	7.8	2.0	25	28	1.0	2.0	8	

內徑倒角刀 Internal Chamfer

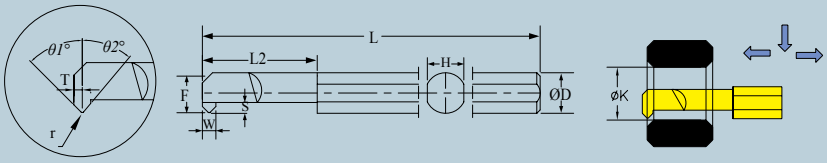

型　號 EDP NO.	θ1° / θ2°	ØK	F	T	W	L2	L	r	S	ØD	適　用　套　筒 Applicable Sleeve
57.4010-2002	45 / 40	4	3.8	1.0	2.0	10	40	0.2	1.0	4	SP.250-04** SP.5650-04**
57.4015-2002	45 / 40	4	3.8	1.0	2.0	15	45	0.2	1.0	4	
57.6015-2502	45 / 40	6	5.8	1.25	2.5	15	50	0.2	1.5	6	SP.250-06** SP.5650-06**
57.6025-2502	45 / 40	6	5.8	1.25	2.5	25	60	0.2	1.5	6	
57.8020-3002	45 / 40	8	7.8	1.5	3.0	20	60	0.2	2.0	8	SP.250-08** SP.5650-08**
57.8030-3002	45 / 40	8	7.8	1.5	3.0	30	70	0.2	2.0	8	
57.10025-3002	45 / 40	10	9.8	1.5	3.0	25	70	0.2	2.5	10	SP.250-10** SP.5650-10**
57.10040-3002	45 / 40	10	9.8	1.5	3.0	40	85	0.2	2.5	10	
57.4010S-2002	45 / 45	4	3.8	1.0	2.0	10	40	0.2	1.0	4	SP.250-04** SP.5650-04**
57.4015S-2002	45 / 45	4	3.8	1.0	2.0	15	45	0.2	1.0	4	
57.6015S-2502	45 / 45	6	5.8	1.25	2.5	15	50	0.2	1.5	6	SP.250-06** SP.5650-06**
57.6025S-2502	45 / 45	6	5.8	1.25	2.5	25	60	0.2	1.5	6	
57.8020S-3002	45 / 45	8	7.8	1.5	3.0	20	60	0.2	2.0	8	SP.250-08** SP.5650-08**
57.8030S-3002	45 / 45	8	7.8	1.5	3.0	30	70	0.2	2.0	8	
57.10025S-3002	45 / 45	10	9.8	1.5	3.0	25	70	0.2	2.5	10	SP.250-10** SP.5650-10**
57.10040S-3002	45 / 45	10	9.8	1.5	3.0	40	85	0.2	2.5	10	

內徑倒角刀 Internal Chamfer

TW

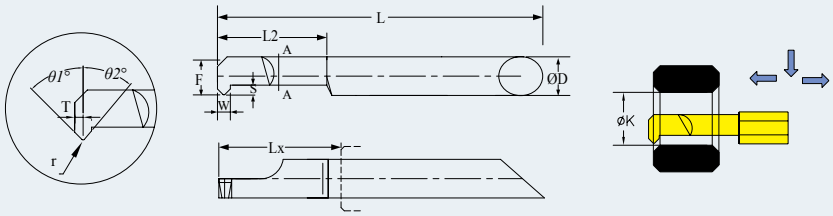

ATW 內冷式

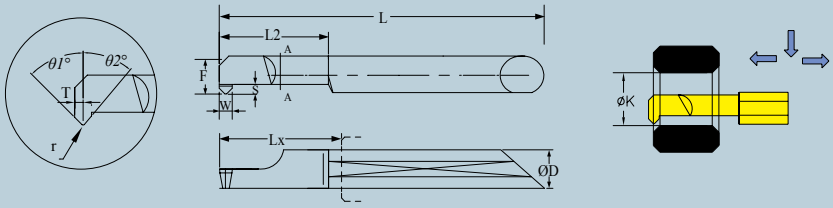

型　　號 EDP NO.	內冷式 型號 EDP NO.	θ1° / θ2°	ØK	F	t	W	L2	Lx	r	S	ØD	適用套筒 Applicable Sleeve
TW 57.4010-2002	ATW 57.4010-2002	45 / 40	4	3.8	1.0	2.0	10	12	0.2	1.0	4	SP.380-04**
TW 57.4015-2002	ATW 57.4015-2002	45 / 40	4	3.8	1.0	2.0	15	17	0.2	1.0	4	
TW 57.6015-2502	ATW 57.6015-2502	45 / 40	6	5.8	1.25	2.5	15	18	0.2	1.5	6	SP.380-06**
TW 57.6025-2502	ATW 57.6025-2502	45 / 40	6	5.8	1.25	2.5	25	28	0.2	1.5	6	
TW 57.8020-3002	ATW 57.8020-3002	45 / 40	8	7.8	1.5	3.0	20	23	0.2	2.0	8	SP.380-08**
TW 57.8030-3002	ATW 57.8030-3002	45 / 40	8	7.8	1.5	3.0	30	33	0.2	2.0	8	
TW 57.4010S-2002	ATW 57.4010S-2002	45 / 45	4	3.8	1.0	2.0	10	12	0.2	1.0	4	SP.380-04**
TW 57.4015S-2002	ATW 57.4015S-2002	45 / 45	4	3.8	1.0	2.0	15	17	0.2	1.0	4	
TW 57.6015S-2502	ATW 57.6015S-2502	45 / 45	6	5.8	1.25	2.5	15	18	0.2	1.5	6	SP.380-06**
TW 57.6025S-2502	ATW 57.6025S-2502	45 / 45	6	5.8	1.25	2.5	25	28	0.2	1.5	6	
TW 57.8020S-3002	ATW 57.8020S-3002	45 / 45	8	7.8	1.5	3.0	20	23	0.2	2.0	8	SP.380-08**
TW 57.8030S-3002	ATW 57.8030S-3002	45 / 45	8	7.8	1.5	3.0	30	33	0.2	2.0	8	

平面槽刀 Internal Face Groove

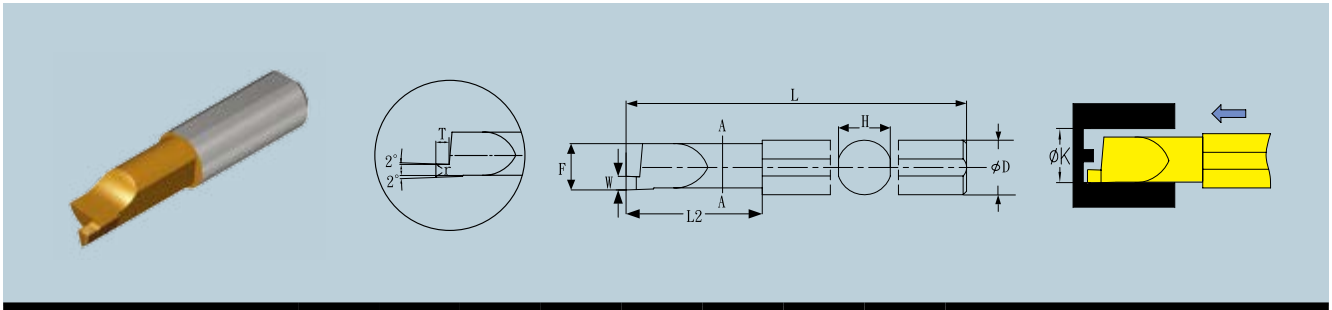

型　號 EDP NO.	ØK	F	W±0.03	T	L2	L	r	ØD	適　用　套　筒 Applicable Sleeve
73.6020-10	6	5.8	1.0	2.0	20	55	0.1	6	SP.250-06** SP.5650-06**
73.6020-15	6	5.8	1.5	2.0	20	55	0.1	6	
73.6020-20	6	5.8	2.0	3.0	20	55	0.2	6	
73.8025-10	8	7.8	1.0	2.0	25	65	0.1	8	SP.250-08** SP.5650-08**
73.8025-15	8	7.8	1.5	3.0	25	65	0.2	8	
73.8025-20	8	7.8	2.0	3.0	25	65	0.2	8	
73.8025-30	8	7.8	3.0	4.0	25	65	0.2	8	
73.10030-10	10	9.8	1.0	2.0	30	75	0.1	10	SP.250-10** SP.5650-10**
73.10030-15	10	9.8	1.5	3.0	30	75	0.2	10	
73.10030-20	10	9.8	2.0	4.0	30	75	0.2	10	
73.10030-30	10	9.8	3.0	5.0	30	75	0.3	10	
73.12035-10	12	11.7	1.0	2.0	35	80	0.1	12	SP.250-12** SP.5650-12**
73.12035-20	12	11.7	2.0	4.0	35	80	0.2	12	
73.12035-30	12	11.7	3.0	5.0	35	80	0.3	12	
73.16045-10	16	15.7	1.0	2.0	45	100	0.1	16	SP.250-16** SP.5650-16**
73.16045-20	16	15.7	2.0	4.0	45	100	0.2	16	
73.16045-30	16	15.7	3.0	5.0	45	100	0.3	16	
73.16045-40	16	15.7	4.0	6.0	45	100	0.3	16	



平面槽刀 Internal Face Groove

TW

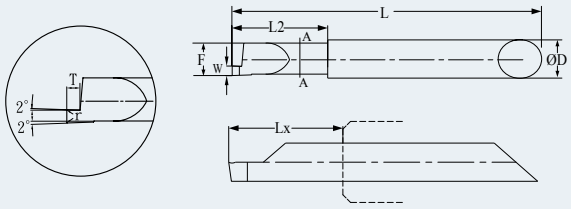

ATW 內冷式

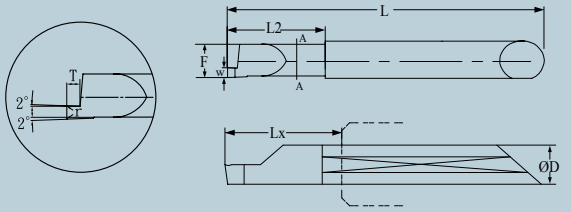

型　號 EDP NO.	內冷式 型號 EDP NO.	ØK	F	W±0.03	T	L2	Lx	r	ØD	適　用　套　筒 Applicable Sleeve
TW 73.4010-10	ATW 73.4010-10	4	3.8	1.0	2.0	10	12	0.1	4	SP.380-04**
TW 73.4010-15	ATW 73.4010-15	4	3.8	1.5	3.0	10	12	0.2	4	
TW 73.4010-20	ATW 73.4010-20	4	3.8	2.0	3.0	10	12	0.2	4	
TW 73.6020-10	ATW 73.6020-10	6	5.8	1.0	2.0	20	23	0.1	6	SP.380-06**
TW 73.6020-15	ATW 73.6020-15	6	5.8	1.5	3.0	20	23	0.2	6	
TW 73.6020-20	ATW 73.6020-20	6	5.8	2.0	3.0	20	23	0.2	6	
TW 73.8025-10	ATW 73.8025-10	8	7.8	1.0	2.0	25	28	0.1	8	SP.380-08**
TW 73.8025-15	ATW 73.8025-15	8	7.8	1.5	3.0	25	28	0.2	8	
TW 73.8025-20	ATW 73.8025-20	8	7.8	2.0	3.0	25	28	0.2	8	
TW 73.8025-25	ATW 73.8025-25	8	7.8	2.5	4.0	25	28	0.2	8	
TW 73.8025-30	ATW 73.8025-30	8	7.8	3.0	4.0	25	28	0.3	8	

右向端面圓槽刀 Right Hand End Face Radius

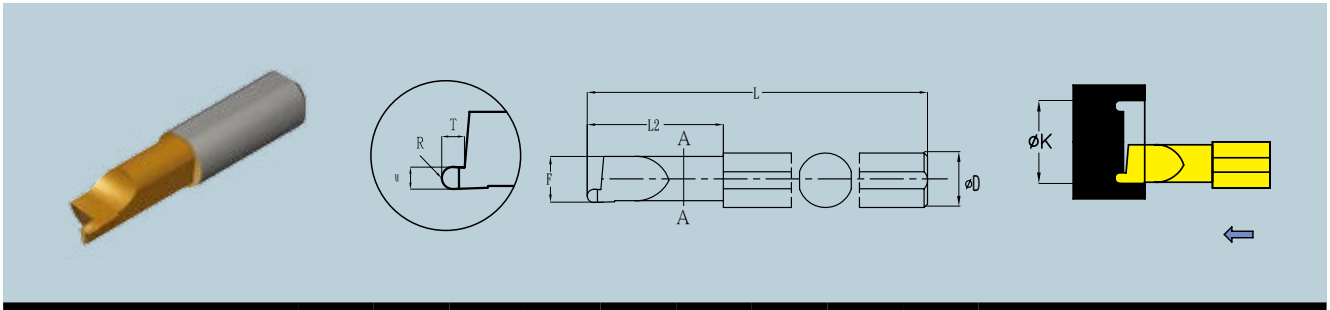

型　號 EDP NO.	ØK	F	R±0.03	T	L2	L	r	ØD	H	適　用　套　筒 Applicable Sleeve
B73.6020-050R	6	5.8	1.0	2.0	20	55	0.5	6	5.5	SP.250-06** SP.5650-06**
B73.6020-075R	6	5.8	1.5	2.0	20	55	0.75	6	5.5	
B73.6020-100R	6	5.8	2.0	3.0	20	55	1.0	6	5.5	
B73.8025-050R	8	7.8	1.0	2.0	25	65	0.5	8	7.3	SP.250-08** SP.5650-08**
B73.8025-075R	8	7.8	1.5	3.0	25	65	0.75	8	7.3	
B73.8025-100R	8	7.8	2.0	3.0	25	65	1.0	8	7.3	
B73.8025-125R	8	7.8	2.5	4.0	25	65	1.25	8	7.3	
B73.8025-150R	8	7.8	3.0	4.0	25	65	1.5	8	7.3	
B73.10030-050R	10	9.8	1.0	2.0	30	75	0.5	10	9.2	SP.250-10** SP.5650-10**
B73.10030-075R	10	9.8	1.5	3.0	30	75	0.75	10	9.2	
B73.10030-100R	10	9.8	2.0	3.0	30	75	1.0	10	9.2	
B73.10030-125R	10	9.8	2.5	4.0	30	75	1.25	10	9.2	
B73.10030-150R	10	9.8	3.0	4.0	30	75	1.5	10	9.2	
B73.12040-050R	12	11.7	1.0	2.0	40	85	0.5	12	11	SP.250-12** SP.5650-12**
B73.12040-075R	12	11.7	1.5	3.0	40	85	0.75	12	11	
B73.12040-100R	12	11.7	2.0	3.0	40	85	1.0	12	11	
B73.12040-125R	12	11.7	2.5	4.0	40	85	1.25	12	11	
B73.12040-150R	12	11.7	3.0	5.0	40	85	1.5	12	11	
B73.16045-050R	16	15.7	1.0	2.0	45	100	0.5	16	4.7	SP.250-16** SP.5650-16**
B73.16045-075R	16	15.7	1.5	3.0	45	100	0.75	16	4.7	
B73.16045-100R	16	15.7	2.0	3.0	45	100	1.0	16	4.7	
B73.16045-125R	16	15.7	2.5	4.0	45	100	1.25	16	4.7	
B73.16045-150R	16	15.7	3.0	5.0	45	100	1.5	16	4.7	
B73.16045-200R	16	15.7	4.0	6.0	45	100	2.0	16	14.7	

右向端面圓槽刀 Right Hand End Face Radius

TW

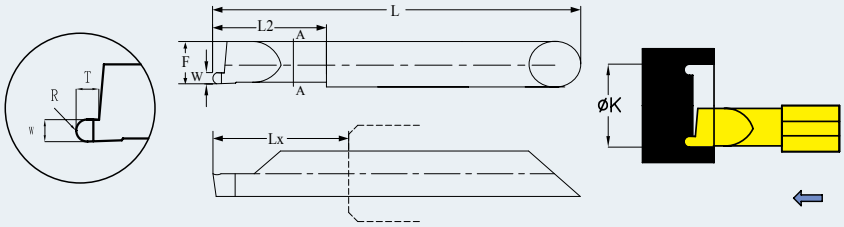

ATW 內冷式

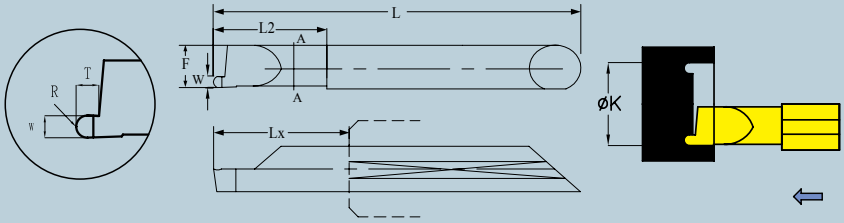

型　號 EDP NO.	內冷式 型號 EDP NO.	ØK	F	R±0.03	T	L2	Lx	r	ØD	適　用　套　筒 Applicable Sleeve
TW B73.4010-050R	ATW B73.4010-050R	4	3.8	1.0	2.0	10	12	0.5	4	SP.380-04**
TW B73.4010-075R	ATW B73.4010-075R	4	3.8	1.5	2.0	10	12	0.75	4	
TW B73.4010-100R	ATW B73.4010-100R	4	3.8	2.0	3.0	10	12	1.0	4	
TW B73.6020-050R	ATW B73.6020-050R	6	5.8	1.0	2.0	20	23	0.5	6	SP.380-06**
TW B73.6020-075R	ATW B73.6020-075R	6	5.8	1.5	3.0	20	23	0.75	6	
TW B73.6020-100R	ATW B73.6020-100R	6	5.8	2.0	3.0	20	23	1.0	6	
TW B73.8025-050R	ATW B73.8025-050R	8	7.8	1.0	2.0	25	28	0.5	8	SP.380-08**
TW B73.8025-075R	ATW B73.8025-075R	8	7.8	1.5	3.0	25	28	0.75	8	
TW B73.8025-100R	ATW B73.8025-100R	8	7.8	2.0	3.0	25	28	1.0	8	
TW B73.8025-125R	ATW B73.8025-125R	8	7.8	2.5	4.0	25	28	1.25	8	
TW B73.8025-150R	ATW B73.8025-150R	8	7.8	3.0	4.0	25	28	1.5	8	

端面槽刀 End Face Groove

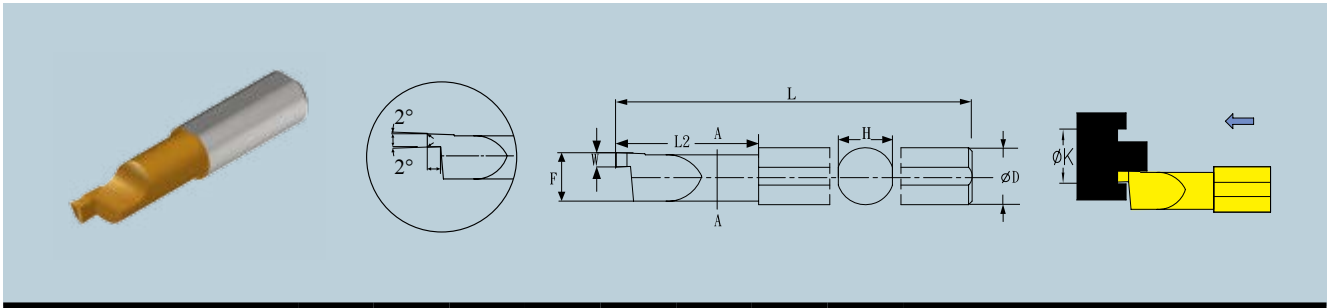

型　號 EDP NO.	ØK	F	W=0.03	T	L2	L	r	ØD	適　用　套　筒 Applicable Sleeve
74.6020-10	6	5.8	1.0	2.0	20	50	0.1	6	SP.250-06** SP.5650-06**
74.6020-15	6	5.8	1.5	2.0	20	50	0.2	6	
74.6020-20	6	5.8	2.0	3.0	20	50	0.2	6	
74.8025-10	8	7.8	1.0	2.0	25	65	0.1	8	SP.250-08** SP.5650-08**
74.8025-15	8	7.8	1.5	3.0	25	65	0.2	8	
74.8025-20	8	7.8	2.0	3.0	25	65	0.2	8	
74.8025-30	8	7.8	3.0	4.0	25	65	0.3	8	
74.10030-10	10	9.8	1.0	2.0	30	75	0.1	10	SP.250-10** SP.5650-10**
74.10030-15	10	9.8	1.5	3.0	30	75	0.2	10	
74.10030-20	10	9.8	2.0	3.0	30	75	0.2	10	
74.10030-30	10	9.8	3.0	4.0	30	75	0.3	10	
74.12035-10	12	11.7	1.0	2.0	35	80	0.1	12	SP.250-12** SP.5650-12**
74.12035-20	12	11.7	2.0	3.0	35	80	0.2	12	
74.12035-30	12	11.7	3.0	4.0	35	80	0.3	12	
74.16045-10	16	15.7	1.0	2.0	45	100	0.1	16	SP.250-16** SP.5650-16**
74.16045-20	16	15.7	2.0	3.0	45	100	0.2	16	
74.16045-30	16	15.7	3.0	5.0	45	100	0.3	16	
74.16045-40	16	15.7	4.0	6.0	45	100	0.3	16	

端面槽刀 End Face Groove

TW

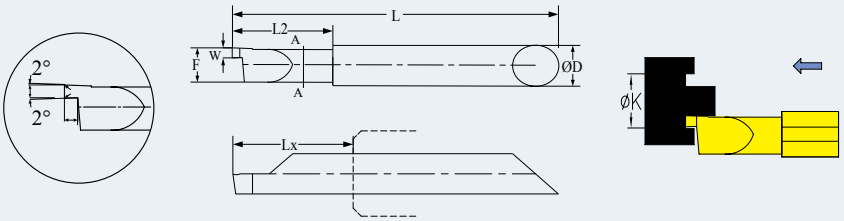

ATW 內冷式

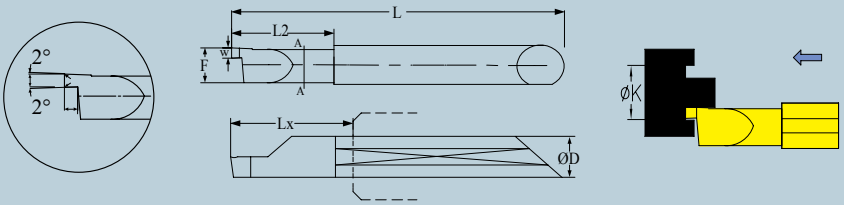

型　號 EDP NO.	內冷式 型號 EDP NO.	ØK	F	W±0.03	T	L2	Lx	r	ØD	適 用 套 筒 Applicable Sleeve
TW 74.4010-10	ATW 74.4010-10	4	3.8	1.0	2.0	10	12	0.1	4	SP.380-04**
TW 74.4010-15	ATW 74.4010-15	4	3.8	1.5	2.0	10	12	0.2	4	
TW 74.4010-20	ATW 74.4010-20	4	3.8	2.0	3.0	10	12	0.2	4	
TW 74.6020-10	ATW 74.6020-10	6	5.8	1.0	2.0	20	23	0.1	6	SP.380-06**
TW 74.6020-15	ATW 74.6020-15	6	5.8	1.5	3.0	20	23	0.2	6	
TW 74.6020-20	ATW 74.6020-20	6	5.8	2.0	3.0	20	23	0.2	6	
TW 74.8025-10	ATW 74.8025-10	8	7.8	1.0	2.0	25	28	0.1	8	SP.380-08**
TW 74.8025-15	ATW 74.8025-15	8	7.8	1.5	3.0	25	28	0.2	8	
TW 74.8025-20	ATW 74.8025-20	8	7.8	2.0	3.0	25	28	0.2	8	
TW 74.8025-25	ATW 74.8025-25	8	7.8	2.5	4.0	25	28	0.2	8	
TW 74.8025-30	ATW 74.8025-30	8	7.8	3.0	4.0	25	28	0.3	8	

左向端面圓槽刀 Left Hand End Face Radius

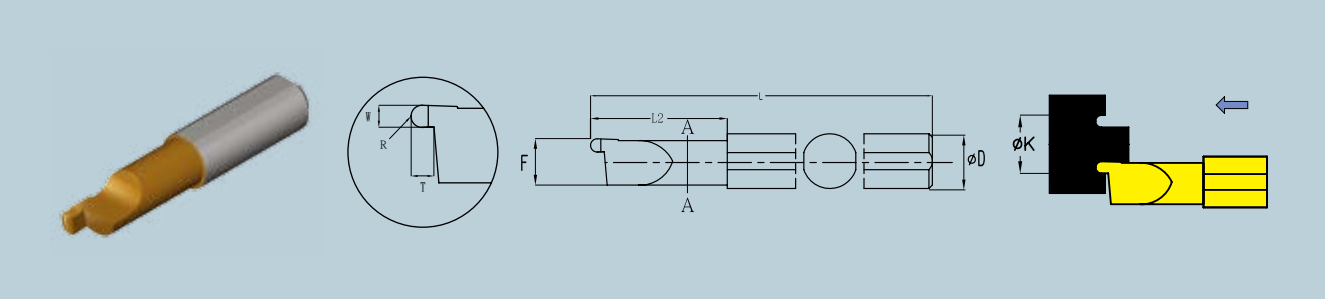

型　號 EDP NO.	ØK	F	W±0.03	T	L2	L	r	ØD	適　用　套　筒 Applicable Sleeve
B74.6020-050R	6	5.8	1.0	2.0	20	55	0.5	6	SP.250-06** SP.5650-06**
B74.6020-075R	6	5.8	1.5	2.0	20	55	0.75	6	
B74.6020-100R	6	5.8	2.0	3.0	20	55	1.0	6	
B74.8025-050R	8	7.8	1.0	2.0	25	65	0.5	8	SP.250-08** SP.5650-08**
B74.8025-075R	8	7.8	1.5	3.0	25	65	0.75	8	
B74.8025-100R	8	7.8	2.0	3.0	25	65	1.0	8	
B74.8025-125R	8	7.8	2.5	4.0	25	65	1.25	8	
B74.8025-150R	8	7.8	3.0	4.0	25	65	1.5	8	
B74.10030-050R	10	9.8	1.0	2.0	30	75	0.5	10	SP.250-10** SP.5650-10**
B74.10030-075R	10	9.8	1.5	3.0	30	75	0.75	10	
B74.10030-100R	10	9.8	2.0	3.0	30	75	1.0	10	
B74.10030-125R	10	9.8	2.5	4.0	30	75	1.25	10	
B74.10030-150R	12	9.8	3.0	4.0	30	85	1.5	12	
B74.12040-050R	12	11.7	1.0	2.0	40	85	0.5	12	SP.250-12** SP.5650-12**
B74.12040-075R	12	11.7	1.5	3.0	40	85	0.75	12	
B74.12040-100R	12	11.7	2.0	3.0	40	85	1.0	12	
B74.12040-125R	12	11.7	2.5	4.0	40	85	1.25	12	
B74.12040-150R	12	11.7	3.0	5.0	40	85	1.5	12	
B74.16045-050R	16	15.7	1.0	2.0	45	100	0.5	16	SP.250-16** SP.5650-16**
B74.16045-075R	16	15.7	1.5	3.0	45	100	0.75	16	
B74.16045-100R	16	15.7	2.0	3.0	45	100	1.0	16	
B74.16045-125R	16	15.7	2.5	4.0	45	100	1.25	16	
B74.16045-150R	16	15.7	3.0	5.0	45	100	1.5	16	
B74.16045-200R	16	15.7	4.0	6.0	45	100	2.0	16	

左向端面圓槽刀 Left Hand End Face Radius

TW

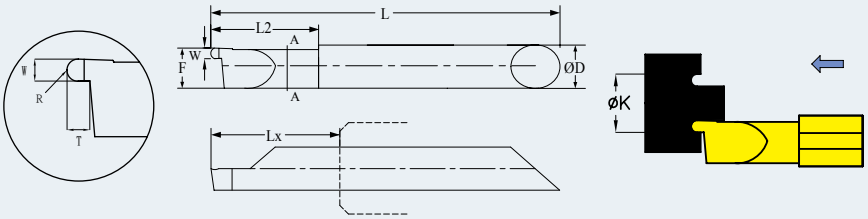

ATW 內冷式

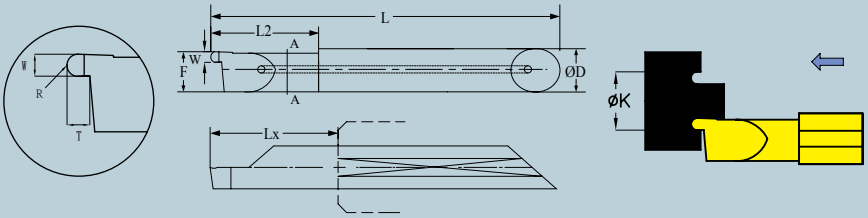

型　號 EDP NO.	型　號 EDP NO.	ØK	F	W±0.03	T	L2	Lx	r	ØD	適用套筒 Applicable Sleeve
TW B74.4010-050R	ATW B74.4010-050R	4	3.8	1.0	2.0	10	12	0.5	4	SP.380-04**
TW B74.4010-075R	ATW B74.4010-075R	4	3.8	1.5	2.0	10	12	0.75	4	
TW B74.4010-100R	ATW B74.4010-100R	4	3.8	2.0	3.0	10	12	1.0	4	
TW B74.6020-050R	ATW B74.6020-050R	6	5.8	1.0	2.0	20	23	0.5	6	SP.380-06**
TW B74.6020-075R	ATW B74.6020-075R	6	5.8	1.5	3.0	20	23	0.75	6	
TW B74.6020-100R	ATW B74.6020-100R	6	5.8	2.0	3.0	20	23	1.0	6	
TW B74.8025-050R	ATW B74.8025-050R	8	7.8	1.0	2.0	25	28	0.5	8	SP.380-08**
TW B74.8025-075R	ATW B74.8025-075R	8	7.8	1.5	3.0	25	28	0.75	8	
TW B74.8025-100R	ATW B74.8025-100R	8	7.8	2.0	3.0	25	28	1.0	8	
TW B74.8025-125R	ATW B74.8025-125R	8	7.8	2.5	4.0	25	28	1.25	8	
TW B74.8025-150R	ATW B74.8025-150R	8	7.8	3.0	4.0	25	28	1.5	8	

PFA 內徑搪孔刀 Internal Bore

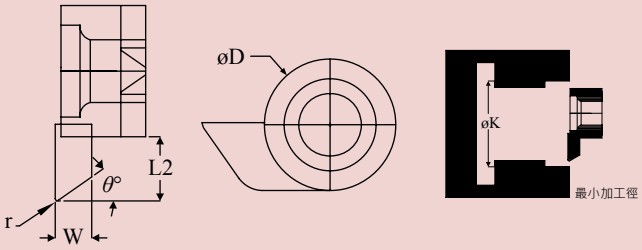

型號 EDP NO.	尺寸 Dimension (mm)						材質 Material		適用套筒 Applicable Sleeve
	W	ØK	θ°	L2	r	ØD	BM15	BM25	
PFA-0820-20005 MY	2.0	8.0	20	1.5	0.05	6			CS816R 2010-08
PFA-0820-2001 MY					0.1				
PFA-0820-2002 MY					0.2				
PFA-0820-30005 MY			30		0.05				
PFA-0820-3001 MY					0.1				
PFA-0820-3002 MY					0.2				
PFA-0820-50005 MY			50		0.05				
PFA-0820-5001 MY					0.1				
PFA-0820-5002 MY					0.2				
PFA-1020-20005 MY	2.0	10.0	20	2.5	0.05	7			CS816R 3012-10
PFA-1020-2001 MY					0.1				
PFA-1020-2002 MY					0.2				
PFA-1020-30005 MY			30		0.05				
PFA-1020-3001 MY					0.1				
PFA-1020-3002 MY					0.2				
PFA-1020-50005 MY			50		0.05				
PFA-1020-5001 MY					0.1				
PFA-1020-5002 MY					0.2				

PFB 內徑後掃刀 Internal Back-Turn

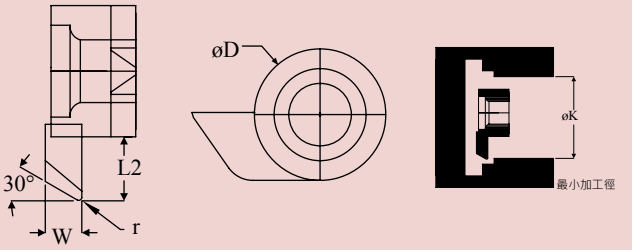

型號 EDP NO.	尺寸 Dimension (mm)					材質 Material		適用套筒 Applicable Sleeve
	W	ØK	L2	r	ØD	BM15	BM25	
PFB-0820-3001	2.0	8.0	1.5	0.1	6			CS816R 2010-08
PFB-0820-3002				0.2				
PFB-1020-3001	2.0	10.0	2.5	0.1	7			CS816R 3012-10
PFB-1020-3002				0.2				
PFB-1430-3001	3.0	14.0	4.0	0.1	9			CS816R 3512-14
PFB-1430-3002				0.2				

PFG 槽刀片 Internal Groove

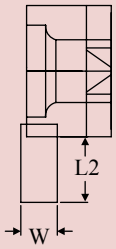

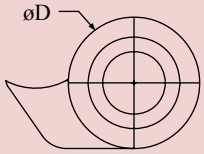

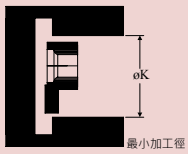

型號 EDP NO.	尺寸 Dimension (mm)					材質 Material		適用套筒 Applicable Sleeve
	W	ØK	L2	r	ØD	BM15	BM25	
PFG-08050	0.50	8.0	1.2	0.05	6			CS816R 2010-08
PFG-08060	0.60		1.5					
PFG-08070	0.70							
PFG-08075	0.75			0.1				
PFG-08080	0.80							
PFG-08085	0.85							
PFG-08095	0.95							
PFG-08100	1.00		1.8					
PFG-08110	1.10							
PFG-08125	1.25			0.2				
PFG-08150	1.50							
PFG-08175	1.75							
PFG-08200	2.00							
PFG-10075	0.75	10.0	2.0	0.1	7			CS816R 3012-10
PFG-10095	0.95							
PFG-10100	1.00							
PFG-10125	1.25		2.8	0.2				
PFG-10150	1.50							
PFG-10200	2.00							
PFG-10250	2.50							
PFG-10300	3.00							
PFG-14075	0.75	14.0	2.0	0.1	9			CS816R 3512-14
PFG-14095	0.95							
PFG-14100	1.00							
PFG-14125	1.25		4.3	0.2				
PFG-14150	1.50							
PFG-14200	2.00							
PFG-14250	2.50							
PFG-14300	3.00							

PFG 圓槽刀片 Internal Radius

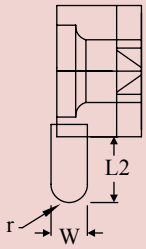

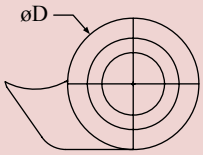

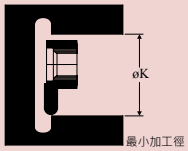

型號 EDP NO.	尺寸 Dimension (mm)					材質 Material		適用套筒 Applicable Sleeve
	W	ØK	L2	r	ØD	BM15	BM25	
PFG-08050 R	1.00	8.0	1.5	0.5	6			CS816R 2010-08
PFG-08075 R	1.50		1.8	0.75				
PFG-08100 R	2.00			1.0				
PFG-10050 R	1.00	10.0	2.0	0.5	7			CS816R 3012-10
PFG-10075 R	1.50		2.8	0.75				
PFG-10100 R	2.00			1.0				
PFG-10125 R	2.50			1.25				
PFG-10150 R	3.00			1.5				
PFG-14050 R	1.00	14.0	2.0	0.5	9			CS816R 3512-14
PFG-14075 R	1.50		4.3	0.75				
PFG-14100 R	2.00			1.0				
PFG-14125 R	2.50			1.25				
PFG-14150 R	3.00			1.5				

PFS 內徑倒角刀 Internal Chamfer

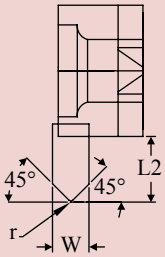

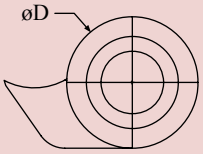

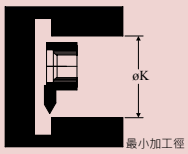

型號 EDP NO.	尺寸 Dimension (mm)					材質 Material		適用套筒 Applicable Sleeve
	W	ØK	L2	r	ØD	BM15	BM25	
PFS-0825-9002	2.5	8.0	1.5	0.2	6			CS816R 2010-08
PFS-1030-9002	3.0	10.0	2.5		7			CS816R 3012-10
PFS-1430-9002		14.0	4.0		9			CS816R 3512-14

PFT 螺紋刀片 Internal Thread

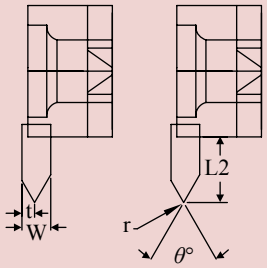

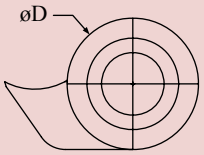

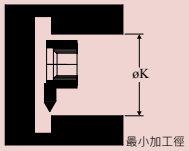

型號 EDP NO.	尺寸 Dimension (mm)							Pitch	TPI	BM15	BM25	適用套筒 Applicable Sleeve
	W	ØK	θ°	L2	r	t	ØD					
PFT-0815-60003	1.5	8.0	60	1.5	0.03	0.5	6	P0.5~P1.25	48~24			CS816R 2010-08
PFT-0815-60005					0.05	0.7						
PFT-0815-6001					1.0			P1.0~P1.5	28~16			
PFT-0820-6001	2.0					0.9						
PFT-0820-6002					0.2			P1.5~P3.0	14~8			
PFT-0820-5501			55		0.1				24~12			
PFT-0820-5502					0.2				14~8			
PFT-1015-60003	1.5	10.0	60	2.5	0.03	0.5	7	P0.5~P1.25	48~24			CS816R 3012-10
PFT-1015-60005					0.05	0.7						
PFT-1015-6001					1.0			P1.0~P1.5	28~16			
PFT-1020-6001	2.0					0.9						
PFT-1020-6002					0.2			P1.5~P3.0	14~8			
PFT-1020-5501			55		0.1				24~12			
PFT-1020-5502					0.2				14~8			
PFT-1420-60005	2.00	14.0	60	4.0	0.05	0.7	9	P0.5~P1.25	48~24			CS816R 3512-14
PFT-1420-6001					0.1	0.9						
PFT-1420-6002					0.2			P1.0~P1.5	28~16			
PFT-1430-6002	3.0				0.2	1.3						
PFT-1420-5501	2.0		55		0.1	0.9		P1.5~P3.0	14~8			
PFT-1420-5502					0.2				24~12			
PFT-1430-5502	3.0				0.2	1.3			14~8			

PG 刀片 Internal Face Groove

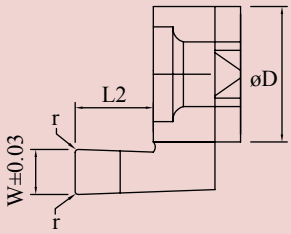

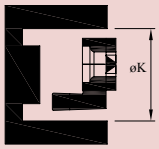

型 號 EDP NO.	尺寸 Dimension (mm)					材質 Material		適 用 刀 架 HOLDER
	W	ØK	L2	r	ØD	BM15	BM25	
PG73. 312-100-02	1.00	12.0	2.0	0.2	9			CS816R 2212-14 CS816R 3512-14
PG73. 312-125-02	1.25							
PG73. 312-150-02	1.50		3.0					
PG73. 312-175-02	1.75							
PG73. 312-200-02	2.00							
PG73. 312-250-02	2.50							
PG73. 312-300-02	3.00							
PG73. 513-200-02	2.00	13.0	5.0	0.2	9			CS816R 2212-14 CS816R 3512-14
PG73. 513-250-02	2.50							
PG73. 513-300-02	3.00							
PG73. 513-350-02	3.50							
PG73. 513-400-02	4.00							

PG 刀片 Internal Face Radius

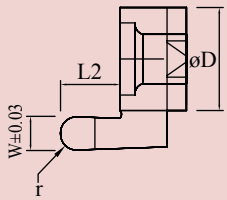

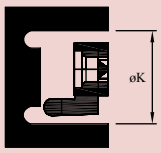

型 號 EDP NO.	尺寸 Dimension (mm)					材質 Material		適 用 刀 架 HOLDER
	W	ØK	L2	r	ØD	BM15	BM25	
PG73. 312-050 R	1.00	12.0	2.0	0.50	9			CS816R 2212-14 CS816R 3512-14
PG73. 312-075 R	1.50		3.0	0.75				
PG73. 312-100 R	2.00			1.00				
PG73. 312-125 R	2.50			1.25				
PG73. 312-150 R	3.00			1.50				
PG73. 513-100 R	2.00	13.0	5.0	1.00	9			CS816R 2212-14 CS816R 3512-14
PG73. 513-125 R	2.50			1.25				
PG73. 513-150 R	3.00			1.50				
PG73. 513-175 R	3.50			1.75				
PG73. 513-200 R	4.00			2.00				

PG 刀片 Internal Face Groove

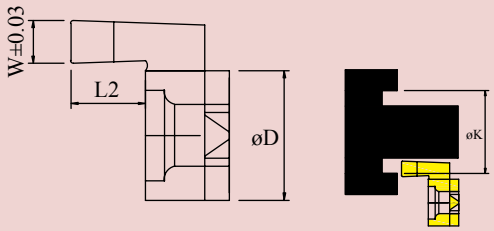

型　號 EDP NO.	尺寸 Dimension (mm)					材質 Material		適　用　刀　架 HOLDER
	W	ØK	L2	r	ØD	BM15	BM25	
PG74. 312-100-02	1.00	12.0	2.0	0.2	9			CS816R 2212-14 CS816R 3512-14
PG74. 312-125-02	1.25							
PG74. 312-150-02	1.50		3.0					
PG74. 312-175-02	1.75							
PG74. 312-200-02	2.00							
PG74. 312-250-02	2.50							
PG74. 312-300-02	3.00							
PG74. 513-200-02	2.00	13.0	5.0	0.2	9			CS816R 2212-14 CS816R 3512-14
PG74. 513-250-02	2.50							
PG74. 513-300-02	3.00							
PG74. 513-350-02	3.50							
PG74. 513-400-02	4.00							

PG 刀片 Internal Face Radius

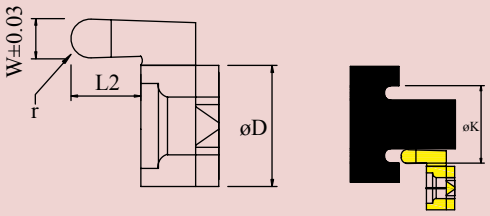

型　號 EDP NO.	尺寸 Dimension (mm)					材質 Material		適　用　刀　架 HOLDER
	W	ØK	L2	r	ØD	BM15	BM25	
PG74. 312-050 R	1.00	12.0	2.0	0.50	9			CS816R 2212-14 CS816R 3512-14
PG74. 312-075 R	1.50		3.0	0.75				
PG74. 312-100 R	2.00			1.00				
PG74. 312-125 R	2.50			1.25				
PG74. 312-150 R	3.00			1.50				
PG74. 513-100 R	2.00	13.0	5.0	1.00	9			CS816R 2212-14 CS816R 3512-14
PG74. 513-125 R	2.50			1.25				
PG74. 513-150 R	3.00			1.50				
PG74. 513-175 R	3.50			1.75				
PG74. 513-200 R	4.00			2.00				

GHIR 刀片 Internal Face Groove

Fig1



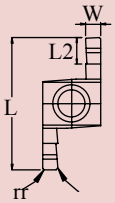

Fig2



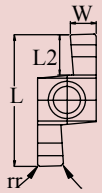

型 號 EDP NO.	尺寸 Dimension (mm)					圖示	BM25	適 用 刀 架 Holder
	W	ØK	L2	r	L			
GHIR-S 100	1.00	Ø14	2.5	0.1	11.5	Fig2		CS826R- ****-S
GHIR-S 110	1.10							
GHIR-S 125	1.25							
GHIR-S 145	1.45							
GHIR-S 150	1.50			0.2				
GHIR-S 175	1.75							
GHIR-S 200	2.00							
GHIR-S 225	2.25							
GHIR-S 250	2.50							
GHIR-S 280	2.80							
GHIR-S 300	3.00							
GHIR-S 330	3.30							
GHIR-S 350	3.50							
GHIR-M 100	1.00	Ø20	2.5	0.1	16.5	Fig1		CS826R- ****-M
GHIR-M 110	1.10							
GHIR-M 125	1.25							
GHIR-M 145	1.45		3.0					
GHIR-M 150	1.50			0.2				
GHIR-M 175	1.75							
GHIR-M 185	1.85		3.5					
GHIR-M 200	2.00							
GHIR-M 225	2.25							
GHIR-M 250	2.50		4.5			Fig2		
GHIR-M 280	2.80							
GHIR-M 300	3.00							
GHIR-M 330	3.30							
GHIR-M 350	3.50							
GHIR-M 400	4.00							
GHIR-L 145	1.45	Ø25	3.0	0.2	21.7	Fig1		CS826R- ****-L
GHIR-L 150	1.50							
GHIR-L 175	1.75							
GHIR-L 185	1.85							
GHIR-L 200	2.00		4.5					
GHIR-L 225	2.25							
GHIR-L 250	2.50							
GHIR-L 280	2.80							
GHIR-L 300	3.00		5.5					
GHIR-L 330	3.30							
GHIR-L 350	3.50							
GHIR-L 400	4.00							
GHIR-L 430	4.30		6.5	0.3		Fig2		
GHIR-L 450	4.50							
GHIR-L 500	5.00							

GHIR 刀片 Internal Face Radius

Fig1

Fig2

型 號 EDP NO.	尺寸 Dimension (mm)					圖示	BM25	適 用 刀 架 Holder
	W	ØK	L2	r	L			
GHIR-S 050R	1.00	Ø14	2.5	0.50	11.5	Fig2		CS826R- ****-S
GHIR-S 075R	1.50			0.75				
GHIR-S 100R	2.00			1.00				
GHIR-S 125R	2.50			1.25				
GHIR-S 150R	3.00			1.50				
GHIR-S 175R	3.50			1.75				
GHIR-M 050R	1.00	Ø20	2.5	0.50	16.5	Fig1		CS826R- ****-M
GHIR-M 075R	1.50		3.0	0.75				
GHIR-M 100R	2.00		3.5	1.00				
GHIR-M 125R	2.50		4.5	1.25		Fig2		
GHIR-M 150R	3.00			1.50				
GHIR-M 175R	3.50			1.75				
GHIR-M 200R	4.00			2.00				
GHIR-L 075R	1.50	Ø25	3.0	0.75	21.7	Fig1		CS826R- ****-L
GHIR-L 100R	2.00		4.0	1.00				
GHIR-L 125R	2.50			1.25				
GHIR-L 150R	3.00		5.5	1.50				
GHIR-L 175R	3.50			1.75				
GHIR-L 200R	4.00			2.00				
GHIR-L 250R	5.00		6.5	2.50		Fig2		

內徑刀桿 Holder For Internal Inserts

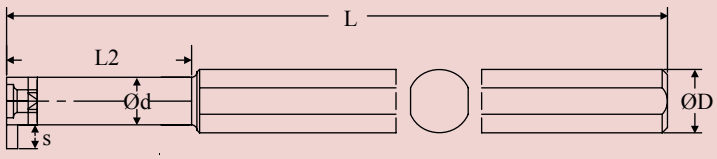

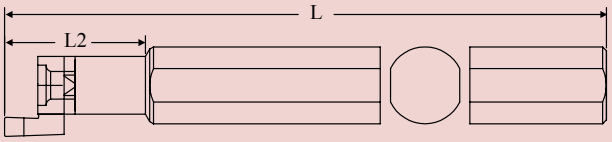

PG73

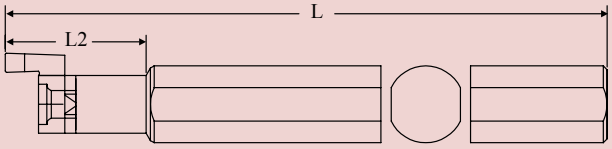

PG74

型　　號 EDP NO.	最小加工徑 ØK	Ød	L2	s	L	ØD
CS816R 1510-08	8	6	15	1.8	90	10
CS816R 2010-08	8	6	20	1.8	100	10
CS816R 1612-10	10	7	16	2.8	110	12
CS816R 3012-10	10	7	30	2.8	125	12
CS816R 2212-14	14	9	22	4.3	110	12
CS816R 3512-14	14	9	35	4.3	125	12

刀架 Holder

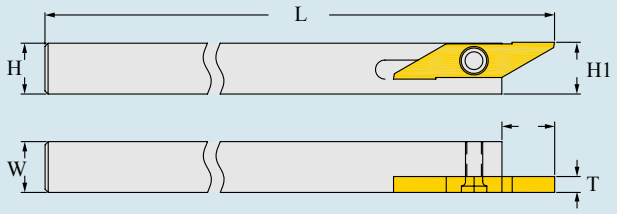

型　號 EDP NO.	尺寸 Dimensions (mm)					適　用　刀　片 Applicable Inserts
	H=H1	W	L2	L	T	
CS 728 L 0707 J	7	7	7	110	2.5	34.525 ** 44.525 ** 68.525 ** 70.525 ** 72.525 **
CS 728 L 0808 J	8	8				
CS 728 L 1010 J	10	10				

內徑刀桿 Holder For Internal Inserts

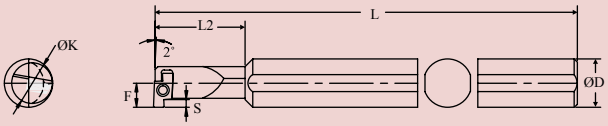

型　號 EDP NO.	最小加工徑 ØK	ØD	L2	L	F	S	螺絲	板手	適用刀片
CS826R 1416-S1	14	16	30	150	9.2	2.5	WGS2503-5	T-8	GHIR-S***
CS826R 1416-S2	14	16	30	150	9.2	2.5			
CS826R 1616-S1	16	16	35	150	9.2	2.5			
CS826R 1616-S2	16	16	35	150	9.2	2.5			

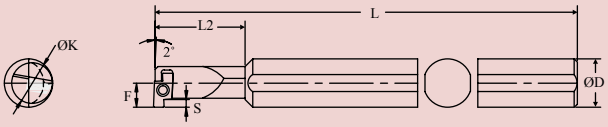

型　號 EDP NO.	最小加工徑 ØK	ØD	L2	L	F	S	螺絲	板手	適用刀片
CS826R 2020-M1	20	20	40	180	11.6	4.5	WGS3502-1	T-15	GHIR-S***
CS826R 2020-M2	20	20	40	180	11.6	4.5			
CS826R 2525-M1	25	25	45	200	14.1	4.5			
CS826R 2525-M2	25	25	45	200	14.1	4.5			

Fig1

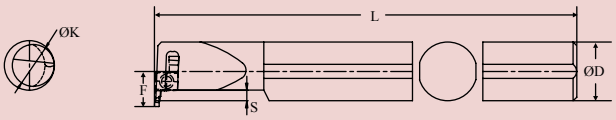

Fig2

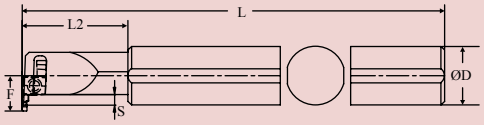

型　號 EDP NO.	最小加工徑 ØK	ØD	L2	L	F	S	圖示	螺絲	板手	適用刀片
CS826R 2525-L1	25	25	45	200	15	6.5	Fig1	WGS4009-1	T-15	GHIR-S***
CS826R 2525-L2	25	25	45	200	15	6.5				
CS826R 3025-L1	30	25	-	200	15	6.5				
CS826R 3025-L2	30	25	-	200	15	6.5				
CS826R 4032-M1	40	32	-	250	18.5	6.5	Fig2			
CS826R 4032-M2	40	32	-	250	18.5	6.5				

套筒 Sleeve

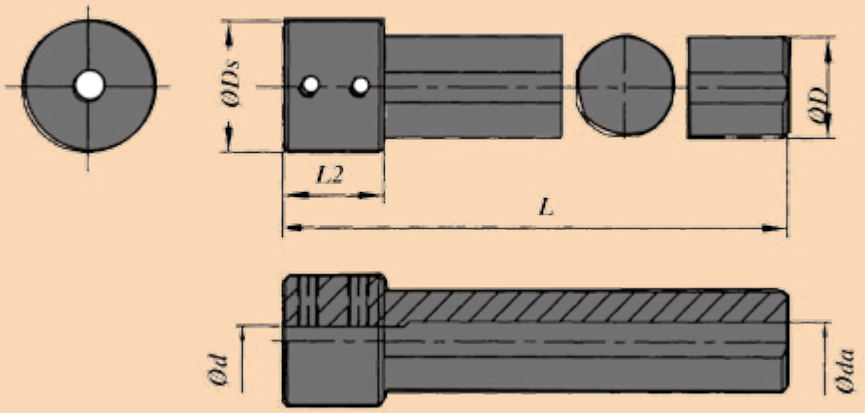

品名型號 EDP NO.	Ød	ØD	L2	L	ØDs	Øda	螺絲	板手	適 用 刀 具 Applicable Tools
SP250.0412	4.0	12	20	100	22	6.0	M4 *6	LT-2	XX.20.XXX XX.30.XXX XX.40.XXX
SP250.0416	4.0	16	20	100	22	6.0			
SP250.041905	4.0	19.05	20	100	25	6.0			
SP250.0420	4.0	20	20	100	26	6.0			
SP250.0422	4.0	22	20	100	28	6.0	M4 *12		
SP250.0423	4.0	23	20	100	28	6.0			
SP250.0425	4.0	25	20	100	30	6.0			
SP250.04254	4.0	25.4	20	100	30	6.0			
SP250.0612	6.0	12	20	100	22	7.0	M5 *6	LT-2.5	XX.50.XXX XX.60.XXX
SP250.0616	6.0	16	20	100	22	7.0			
SP250.061905	6.0	19.05	20	100	25	7.0			
SP250.0620	6.0	20	20	100	26	7.0			
SP250.0622	6.0	22	20	100	28	7.0	M5 *10		
SP250.0623	6.0	23	20	100	28	7.0			
SP250.0625	6.0	25	20	100	30	7.0			
SP250.06254	6.0	25.4	20	100	30	7.0			
SP250.0816	8.0	16	20	100	22	9.0	M5 *6	LT-2.5	XX.70.XXX XX.80.XXX
SP250.081905	8.0	19.05	20	100	25	9.0			
SP250.0820	8.0	20	20	100	26	9.0			
SP250.0822	8.0	22	20	100	28	9.0	M5 *10		
SP250.0823	8.0	23	20	100	28	9.0			
SP250.0825	8.0	25	20	100	30	9.0			
SP250.08254	8.0	25.4	20	100	30	9.0			
SP250.101905	10.0	19.05	20	100	25	11.0	M6 *6	LT-3	XX.100.XXX
SP250.1020	10.0	20	20	100	26	11.0			
SP250.1022	10.0	22	20	100	28	11.0			
SP250.1023	10.0	23	20	100	28	11.0	M6 *8		
SP250.1025	10.0	25	20	100	30	11.0			
SP250.10254	10.0	25.4	20	100	30	11.0			
SP250.121905	12.0	19.05	20	100	25	13.0	M6 *6	LT-3	XX.120.XXX
SP250.1220	12.0	20	20	100	26	13.0			
SP250.1222	12.0	22	20	100	28	13.0	M6 *8		
SP250.1223	12.0	23	20	100	28	13.0			
SP250.1225	12.0	25	20	100	30	13.0			
SP250.12254	12.0	25.4	20	100	30	13.0			

套筒 Sleeve

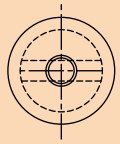

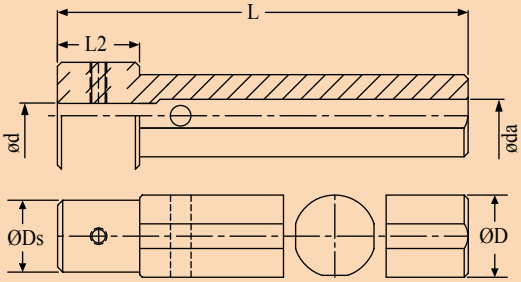

品名型號 EDP NO.	Ød	ØD	L2	L	ØDs	Øda	圖示	螺絲	板手	適用刀具 Applicable Tools
SP380.0412	4.0	12	15	80	19	6.0	圖一	M4 *6	LT-2	ATW / TW 27.30 27.40 29.30 29.40 37.40 47.20 47.30 47.40 45.20 45.30 45.40 51.40 53.40 73.40 74.40
SP380.0416	4.0	16	15	90	20	6.0				
SP380.041905	4.0	19.05	15	90	22	6.0		M4 *8		
SP380.0420	4.0	20	15	90	22	6.0				
SP380.0422	4.0	22	15	100	24	6.0				
SP380.0423	4.0	23	15	100	24	6.0				
SP380.0425	4.0	25	15	100	24	6.0	圖二			
SP380.04254	4.0	25.4	15	100	24	6.0				
SP380.0512	5.0	16	15	80	19	6.0	圖一	M4 *6	LT-2	ATW / TW 27.50 29.50 37.50 47.50 45.50 51.50 53.50
SP380.0516	5.0	16	15	80	20	6.0				
SP380.051905	5.0	19.05	15	90	22	6.0		M4 *8		
SP380.0520	5.0	20	15	90	22	6.0				
SP380.0522	5.0	22	15	100	24	6.0				
SP380.0523	5.0	23	15	100	24	6.0				
SP380.0525	5.0	25	15	100	24	6.0	圖二			
SP380.05254	5.0	25.4	15	100	24	6.0				
SP380.0612	6.0	16	15	80	19	7.0	圖一	M5 *6	LT-2.5	ATW / TW 27.60 29.60 37.60 47.60 45.60 51.60 53.60 73.60 74.60
SP380.0616	6.0	16	15	80	20	7.0				
SP380.061905	6.0	19.05	15	90	22	7.0		M8 *8		
SP380.0620	6.0	20	15	90	22	7.0				
SP380.0622	6.0	22	15	100	24	7.0				
SP380.0623	6.0	23	15	100	24	7.0				
SP380.0625	6.0	25	15	100	24	7.0	圖二			
SP380.06254	6.0	25.4	15	100	24	7.0				
SP380.0816	8.0	16	15	80	20	9.0	圖一	M6 *6	LT-2	ATW / TW 27.70 29.70 27.80 29.80 37.70 37.80 47.70 45.70 51.70 53.70 51.80 53.80 47.80 45.80 73.80 74.80
SP380.081905	8.0	19.05	15	90	22	9.0		M6 *8	LT-3	
SP380.0820	8.0	20	15	90	22	9.0				
SP380.0822	8.0	22	15	100	24	9.0				
SP380.0823	8.0	23	15	100	24	9.0				
SP380.0825	8.0	25	15	100	24	9.0	圖二			
SP380.08254	8.0	25.4	15	100	24	9.0				

套筒 Sleeve

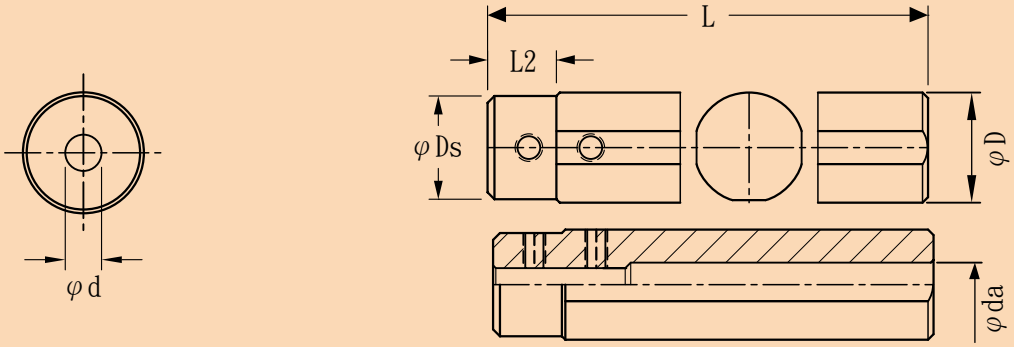

品名型號 EDP NO.	Ød	ØD	L2	L	ØDs	Øda	螺絲	板手	適 用 刀 具 Applicable Tools
SP5650.0416	4.0	16	10	75	15	6.0	M4 *6	LT-2	XX.20.XXX XX.30.XXX XX.40.XXX
SP5650.0417	4.0	17	10	75	15	6.0			
SP5650.041905	4.0	19.05	10	75	18	6.0			
SP5650.0420	4.0	20	10	75	18	6.0			
SP5650.0420-L100	4.0	20	10	100	18	6.0			
SP5650.0422	4.0	22	10	75	20	6.0	M4 *8		
SP5650.0423	4.0	23	10	75	21	6.0			
SP5650.0423-L100	4.0	23	12	100	21	6.0			
SP5650.0425	4.0	25	12	75	22	6.0	M4 *10		
SP5650.04254	4.0	25.4	12	75	22	6.0			
SP5650.0616	6.0	16	10	75	15	7.0	M5 *5	LT-2.5	XX.50.XXX XX.60.XXX
SP5650.0617	6.0	17	10	75	15	7.0			
SP5650.061905	6.0	19.05	10	75	18	7.0			
SP5650.0620	6.0	20	10	75	18	7.0			
SP5650.0620-L100	6.0	20	10	100	18	7.0			
SP5650.0622	6.0	22	10	75	20	7.0	M5 *8		
SP5650.0623	6.0	23	10	75	21	7.0			
SP5650.0623-L100	6.0	23	15	100	21	7.0			
SP5650.0625	6.0	25	15	75	22	7.0			
SP5650.06254	6.0	25.4	15	75	22	7.0			
SP5650.0816	8.0	16	10	75	15	9.0	M4 *4	LT-2	XX.70.XXX XX.80.XXX
SP5650.0817	8.0	17	10	75	15	9.0			
SP5650.081905	8.0	19.05	10	75	18	9.0	M5 *5	LT-2.5	
SP5650.0820	8.0	20	10	75	18	9.0			
SP5650.0822	8.0	22	10	75	20	9.0	M5 *6		
SP5650.0823	8.0	23	10	75	21	9.0			
SP5650.0823-L100	8.0	23	15	100	21	9.0			
SP5650.0825	8.0	25	15	75	22	9.0	M5 *8		
SP5650.08254	8.0	25.4	15	75	22	9.0			
SP5650.101905	10.0	19.05	15	75	18	11.0	M4 *4	LT-2	XX.100.XXX
SP5650.1020	10.0	20	15	75	18	11.0	M5 *5	LT-2.5	
SP5650.1022	10.0	22	15	75	20	11.0			
SP5650.1023	10.0	23	15	75	21	11.0	M6 *6	LT-3	
SP5650.1023-L100	10.0	23	15	100	21	11.0			
SP5650.1025	10.0	25	15	75	22	11.0			
SP5650.10254	10.0	25.4	15	75	22	11.0			

MEMO

全鎢鋼金屬圓鋸片
SOLID TUNGSTEN METAL CIRCULAR SAWBLADE

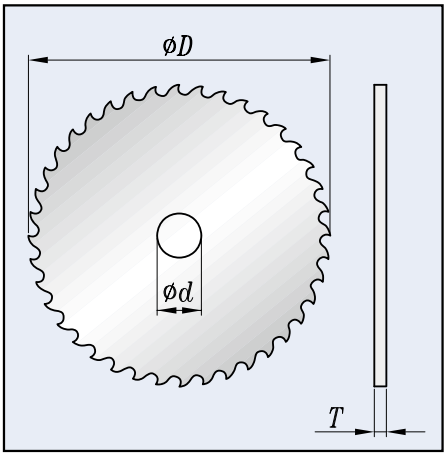

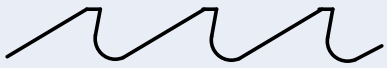

A 型齒
A Tooth Shape

A+A 型齒
A+A Tooth Shape

B 型齒
B Tooth Shape

超微粒子超硬材質
Extra Fine Grain Extra Hard Material

全鎢鋼金屬圓鋸片(適用溝槽加工)

SOLID TUNGSTEN METAL CIRCULAR SAWBLADE
(Applicable for slot machining)

外徑(D)/Outside Dia (D)	20	25	35	40	45	50	60	75	85	100	125
孔徑(d)/Hole Dia (d)	6	6	8	8	12.7	12.7	12.7	25.4	25.4	25.4	25.4
厚度(T)/Thickness (T)	Z齒數 / Teeth Number (Z)										
0.30	30	30	40	40	40						
0.40	30	30	40	40	40						
0.50	30	30	40	40	40	54	64				
0.60	30	30	40	40	40	54	64	64	64	72	86
0.70	30	30	40	40	40	54	64	64	64	72	86
0.80	30	30	40	40	40	54	64	64	64	72	86
0.90	30	30	40	40	40	54	64	64	64	72	86
1.00	30	30	40	40	40	54	64	64	64	72	86
1.20	30	30	40	40	40	54	64	64	64	72	86
1.40	30	30	40	40	40	54	64	64	64	72	86
1.60	30	30	40	40	40	54	64	64	64	72	86
1.80	30	30	40	40	40	54	64	64	64	72	86
2.00	30	30	40	40	40	54	64	64	64	72	86
2.50 3.00 3.50 4.00	特殊規格外徑、孔徑、齒數、齒型、厚度可接受訂製。 Custom outside diameter, hole diameter, teeth number, tooth shape, and blade thickness are available upon request.										

全鎢鋼圓鋸片(適用CNC自動車床)

SOLID TUNGSTEN CIRCULAR SAWBLADE
(Applicable for CNC automatic lathe)

外徑(D)/Outside Dia (D)	20	25	35	40	45	50	60	75	85	100	125
孔徑(d)/Hole Dia (d)	6	6	8	8	12.7	12.7	12.7	25.4	25.4	25.4	25.4
厚度(T)/Thickness (T)	Z齒數 / Teeth Number (Z)										
0.30	54	54	76	76	80						
0.40	54	54	76	76	80						
0.50	54	54	76	76	80	100	120				
0.60	54	54	76	76	80	100	120	120	140	160	180
0.70	54	54	76	76	80	100	120	120	140	160	180
0.80	54	54	76	76	80	100	120	120	140	160	180
0.90	54	54	76	76	80	100	120	120	140	160	180
1.00	54	54	76	76	80	100	120	120	140	160	180
1.20	54	54	76	76	80	100	120	120	140	160	180
1.40	54	54	76	76	80	100	120	120	140	160	180
1.60	54	54	76	76	80	100	120	120	140	160	180
1.80	54	54	76	76	80	100	120	120	140	160	180
2.00	54	54	76	76	80	100	120	120	140	160	180
2.50 3.00 3.50 4.00	特殊規格外徑、孔徑、齒數、齒型、厚度可接受訂製。 Custom outside diameter, hole diameter, teeth number, tooth shape, and blade thickness are available upon request.										

備註：孔徑英制、美制規格可接受訂購。 NOTE: Hole diameter in metric or inch size may be specified.

全鎢鋼鋸片溝槽型加工參考指數 / RECOMMENDED SLOT MACHINING DATA FOR SOLID TUNGSTEN SAWBLADE

工件材質	碳鋼 / Carbon Steel		特殊鋼 / Special Steel		鋁合金 / Aluminum Alloy		銅合金 / Copper Alloy		鑄鐵 / Cast Iron	
Workpiece Mat'l	HRC30下 / Under HRC30		HRC30 ~ 40		2024AC8A		C2600B.BC		FC15.25	
切削速度 / Cutting Rate	60 m/min		45 m/min		150 m/min		2000 m/min		60 m/min	
外徑(D)/Outside Dia (D)	轉速 / Speed RPM	進給 / Feed mm/min	轉速 / Speed RPM	進給 / Feed mm/min	轉速 / Speed RPM	進給 / Feed mm/min	轉速 / Speed RPM	進給 / Feed mm/min	轉速 / Speed RPM	進給 / Feed mm/min
20	900	450	710	350	2300	1150	3100	1550	900	450
25	760	380	570	285	1910	955	2500	1250	760	380
35	540	360	400	266	1360	906	1800	1200	540	360
40	470	310	350	233	1190	793	1590	1060	470	310
50	380	340	280	252	950	855	1250	1125	380	340
60	310	330	230	245	795	840	1060	1130	310	330
75	250	260	190	202	630	670	840	890	250	260
85	220	230	160	170	560	597	740	780	220	230
100	190	220	140	160	470	540	630	730	190	220
125	150	210	110	150	380	540	500	710	150	210

全鎢鋼鋸片CNC自動車床型加工參考指數
RECOMMENDED MACHINING DATA OF CNC AUTOMATIC LATHE FOR SOLID TUNGSTEN SAWBLADE

外徑(D)/Outside Dia (D)	轉速 / Speed RPM	進給 / Feed mm/min	轉速 / Speed RPM	進給 / Feed mm/min	轉速 / Speed RPM	進給 / Feed mm/min	轉速 / Speed RPM	進給 / Feed mm/min	轉速 / Speed RPM	進給 / Feed mm/min
20	900	810	710	630	2300	2050	3100	2700	900	810
25	760	680	570	510	1910	1700	2500	2250	760	680
35	540	680	400	500	1360	1700	1800	2250	540	680
40	470	620	350	460	1190	1580	1590	2100	470	620
50	380	630	280	460	950	1550	1250	2050	380	630
60	310	620	230	460	795	1590	1060	2100	310	620
75	250	625	190	475	630	1575	840	2100	250	625
85	220	580	160	420	560	1490	740	1950	220	580
100	190	570	140	420	470	1410	630	1850	190	570
125	150	500	110	360	380	1260	500	1660	150	500

• Specifications and design characteristics are subject to change without prior notice.
由於本公司不斷研究改良，上述規格及設計特性若有變更，恕不另行通知。

HSS 小徑槽鋸片
HSS SMALL DIAMETER SLOTTING CIRCULAR SAWBLADE



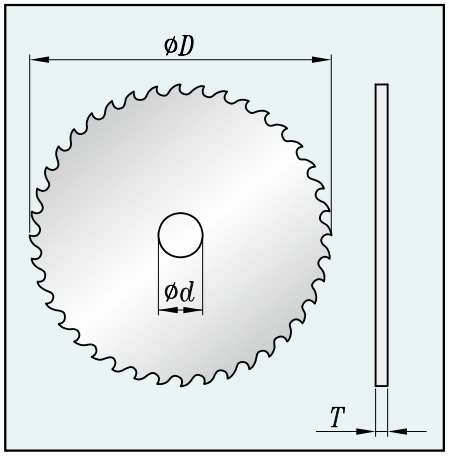

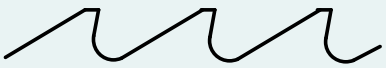

A 型齒
A Tooth Shape

A+A 型齒
A+A Tooth Shape

B 型齒
B Tooth Shape

HSS 小徑溝槽圓鋸片
HSS SMALL DIAMETER SLOTTING CIRCULAR SAWBLADE

外徑(D)/Outside Dia (D)	45	50	75	100	125	150
孔徑(d)/Hole Dia (d)	12.7	12.7	25.4	25.4	25.4	25.4
厚度(T)/Thickness (T)	齒數(Z) / Teeth Number (Z)					
0.50	64	64	64	72		
0.70	64	64	64	72	86	
0.80	64	64	64	72	86	100
1.00	64	64	64	72	86	100
1.50			54	54	56	86
2.00			54	54	56	86
2.50 3.00 3.50 4.00	特殊規格外徑、孔徑、齒數、齒型、厚度可接受訂製。 Custom outside diameter, hole diameter, teeth number, tooth shape, and blade thickness are available upon request.					

備註：孔徑英制、美制規格可接受訂購。
NOTE: Hole diameter in metric or inch size may be specified.

HSS 金屬圓鋸片
HSS METAL CIRCULAR SAWBLADE

外徑(D) Outside Dia (D)		厚度(T) Thickness (T)		孔徑(d) Hole Dia (d)	外徑(D) Outside Dia (D)		厚度(T) Thickness (T)		孔徑(d) Hole Dia (d)
250	x	1.0	x	32	325	x	12.0	x	32
250	x	1.2	x	32	325	x	2.5	x	32
250	x	1.5	x	32	350	x	2.0	x	32
250	x	2.0	x	32	350	x	2.5	x	32
275	x	1.2	x	32	370	x	2.0	x	32
275	x	1.6	x	32	370	x	2.5	x	32
275	x	2.0	x	32	400	x	2.5	x	32
300	x	1.6	x	32	400	x	3.0	x	32
300	x	2.0	x	32	450	x	3.0	x	32
300	x	2.2	x	32	500	x	3.0	x	32
300	x	2.5	x	32	600	x	4.0	x	32
315	x	2.0	x	32	700	x	4.0	x	32

HSS 小徑槽鋸片加工參考指數 / RECOMMENDED SLOT MACHINING DATA FOR SMALL DIAMETER HSS SAWBLADE

工件材質 Workpiece Mat'l	鑄造 碳鋼 / Casting Carbon Steel		特殊鋼 / Special Steel 工具鋼 / Tool Steel 不鏽鋼 / Stainless Steel		可鍛鑄鐵 / Forging Cast Iron 可鍛鑄銅 / Forging Cast Copper		銅合金 / Copper Alloy		鋁合金 / Aluminum Alloy	
切削速度 / Cutting Rate	27 ~ 35 m/min		17 ~ 25 m/min		20 ~ 25 m/min		50 ~ 115 m/min		120 ~ 240 m/min	
外徑(D)/Outside Dia.(D)	轉速 / Speed RPM	進給 / Feed mm/min	轉速 / Speed RPM	進給 / Feed mm/min	轉速 / Speed RPM	進給 / Feed mm/min	轉速 / Speed RPM	進給 / Feed mm/min	轉速 / Speed RPM	進給 / Feed mm/min
45	212	270 ~ 400	141	180 ~ 260	141	180 ~ 260	425	540 ~ 720	851	100 ~ 1300
50	191	244 ~ 310	127	162 ~ 180	127	162 ~ 180	382	488 ~ 560	764	977 ~ 110
75	127	162 ~ 185	85	108 ~ 125	85	108 ~ 125	255	326 ~ 460	510	652 ~ 750
100	95	136 ~ 150	63	90 ~ 110	63	90 ~ 110	191	275 ~ 350	382	550 ~ 670
125	76	130 ~ 145	51	87 ~ 105	51	87 ~ 105	153	263 ~ 310	306	526 ~ 650
150	63	126 ~ 135	42	84 ~ 96	42	84 ~ 96	127	254 ~ 290	254	508 ~ 580

• Specifications and design characteristics are subject to change without prior notice.
由於本公司不斷研究改良，上述規格及設計特性若有變更，恕不另行通知。

T 型銑刀系列
T-SLOT MILLING CUTTERS

刀桿 TOOL ARBORS

材質 Materials : SUJ2#

★本系列銑刀特殊規格可接受訂購

★Special specifications of milling cutters are available upon request

T-01



T-02

T-03



T-04

單位 Unit：mm

型號 Model No.	內孔直徑(d) Inside Hole Dia(d)	夾緊片直徑(d1) Clamp Dia(d1)	刀桿直徑(D) Arbor Dia(D)	刀桿長度(L) Arbor Length(L) (L)	(L1)	(L2)
T-01	6	12	10	32	10	14
T-02	8	15	10	32	10	14
T-03	12.7	20	10	47	10	14
T-04	25.4	40	25	70	15	37

全鎢鋼（段接式）T型銑刀 T-SLOT MILLING CUTTER (JOINT)

材質 Materials : CARBIDE

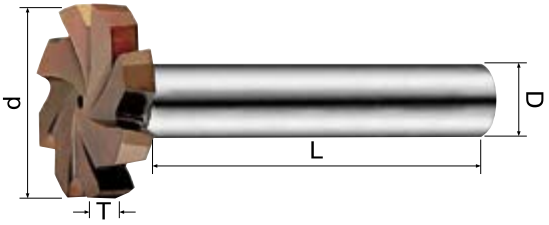



單位 Unit：mm

外徑(d) Outsid dia(d)	厚度(T) Thickness(T)	齒數(Z) Teeth Numbers 平面刃	千鳥刃	刀桿(D) Arbor(D)	全長(L) Overall Length(L)
16	1.0, 1.3, 1.5, 1.8, 2.0, 2.5, 3.0, 3.5	8	6	10	70
20	1.0, 1.3, 1.5, 1.8, 2.0, 2.5, 3.0, 3.5	10	8	12	70
25	1.0, 1.3, 1.5, 1.8, 2.0, 2.5, 3.0, 3.5	12	8	12	70

加長全鎢鋼T型銑刀 CARBIDE T-SLOT MILLING CUTTER (WHOLE)

材質 Materials : CARBIDE

單位 Unit：mm

外徑(d) Outsid dia(d)	厚度(T) Thickness(T)	齒數(Z) Teeth Numbers	刀桿(D) Arbor(D)	全長(L) Overall Length(L)
8	1 ~ 4	6	8	102
10	1 ~ 4	6	10	102
12	1 ~ 5	6	12	102
16	1 ~ 6	8	16	102

HOL 歐樂

HOL T&M SERIES

瑞士型CNC走心式自動車床刀具

SWISS Type CNC Head-Sliding Lathe Tool



T 型銑刀系列
T-SLOT MILLING CUTTERS

半圓槽鍵T型銑刀 Key-Seat T-SLOT MILLING CUTTER

材質 Materials : HSS, -SKH-55





單位 Unit：mm

外徑(d) Outsid dia(d)	厚度(T) Thickness(T)	齒數(Z) Teeth Numbers		刀桿(D) Arbor(D)	全長(L) Overall Length(L)
		平面刃	千鳥刃		
16	1.0, 1.3, 1.5, 1.8, 2.0, 2.5, 3.0, 3.5	8	6	10	70
20	1.0, 1.3, 1.5, 1.8, 2.0, 2.5, 3.0, 3.5	10	8	12	70
25	1.0, 1.3, 1.5, 1.8, 2.0, 2.5, 3.0, 3.5	12	8	12	70

斜刃T型銑刀 Bevel Edge T-SLOT MILLING CUTTER

材質 Materials : HSS, -SKH-59



單位 Unit：mm

外徑(d) Outsid dia(d)	厚度(T) Thickness(T)	齒數(Z) Teeth Numbers	刀桿(D) Arbor(D)	全長(L) Overall Length(L)
10, 12	4, 5, 6, 8	8	10	70
13, 15, 16	4, 5, 6, 8	8	10	70
18, 19, 20	4, 5, 6, 8, 9, 10	10	12	75
25, 30	4, 5, 6, 8, 9, 10	12	12	75

直刃T型銑刀 Straight T-SLOT MILLING CUTTER

材質 Materials : HSS, -SKH-55



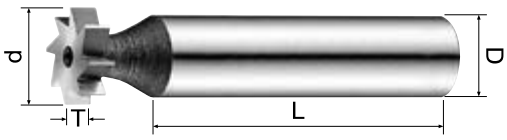

單位 Unit：mm

外徑(d) Outsid dia(d)	厚度(T) Thickness(T)	齒數(Z) Teeth Numbers		刀桿(D) Arbor(D)	全長(L) Overall Length(L)
		平面刃	千鳥刃		
14, 15, 16, 18	0.8, 1.0, 1.2, 1.5, 1.8, 2.0, 2.2, 2.4, 2.5	10	6	10	70
20	0.8, 1.0, 1.2, 1.5, 1.8, 2.0, 2.2, 2.4, 2.5	12	8	12	80
25, 30	0.8, 1.0, 1.2, 1.5, 1.8, 2.0, 2.2, 2.4, 2.5, 3.0	14	8	12	80
35	1.0, 1.2, 1.5, 1.8, 2.0, 2.2, 2.5, 2.7, 3.0	24	12	16	85

千鳥刃側銑刀
STAGGERED SIDE MILLING CUTTER

千鳥刃側銑刀 STAGGERED SIDE MILLING CUTTER						
外徑 Outside diameter	75	100	125	150	175	200
	3"	4"	5"	6"	7"	8"
齒數 Teeth number	18	20	22	24	26	28
孔徑 Hole diameter			25.4	1"		
厚度 Thickness	4	6	8	10	12	13
	14	15	18	20		
	1/4"	5/16"	3/8"	7/16"	1/2"	9/16"
	5/8"	3/4"				
特殊規格可接受訂製 Special specifications are available.						

平面側銑刀
SURFACE SIDE MILLING CUTTER

平面側銑刀 SURFACE SIDE MILLING CUTTER AND BEVEL BLADE SIDE MILLING CUTTER								
外徑 Outside diameter	50	60	75	100	125	150	175	200
	2"	2 1/2"	3"	4"	5"	6"	7"	8"
齒數 Teeth number	18	20	22	26	28	32	34	36
孔徑 Hole diameter				25.4	1"			
厚度 Thickness	3.0	4.0	5.0	6.0	7.0	8.0	9.0	
	10	11	12	13	14	15	16	17
	18	19	20	22	24	25		
	1/8"	3/16"	1/4"	5/16"	3/8"	1/2"	5/8"	3/4"
特殊規格角度可接受訂製 Special specifications are available upon request.								

本系列產品無庫存，依客戶需求規格訂製
The specifications without stock, which are custom made.

片角與等角銑刀
SINGLE AND DOUBLE MILLING CUTTER

斜刃側銑刀
BEVEL BLADE SIDE MILLING CUTTER

平面銑刀
FACE MILLING CUTTER

外丸銑刀
CONVE MILLING CUTTER

焊刃鎢鋼側銑刀
BRAZED CARBIDE SIDE CUTTER

GIVING
ALL YOUR CUTTING NEEDS
提供全方位的金鋼石切削工具

金鋼石及氮化硼車刀簡介

INTRODUCTION TO DIAMOND TURNING TOOLS

金鋼石刀具適用材料 - PCD POLYCRYSTALLINE DIAMOND

非鐵金屬材料 (Non-Ferrous)	
▲黃銅青銅合金	▲Brass & Bronze Alloys
▲矽鋁合金	▲Silicon-Aluminum Alloys
▲銅合金	▲Copper Alloys
▲鎂合金	▲Magnesium Alloys
▲鋁合金	▲Aluminum Alloys
▲預燒結或全燒結碳化鎢	▲Presintered or Sintered Tungsten Carbide

非金屬材料 (Non-Metalic)	
▲氧基樹脂	▲Epoxy Resins
▲木材、複合木材	▲Wood , Compound Wood
▲硬質橡膠	▲Hard Rubber
▲玻璃纖維	▲Fibre Glass Composites
▲陶瓷	▲Ceramics
▲碳、石碳酸	▲Carbon-Phenolic
▲塑膠	▲Plastics
▲石墨	▲Graphite

金鋼石及氮化硼刀具車削條件–

CUTTING CONDITIONS OF DIAMOND AND CBN CUTTING TOOLS

氮化硼刀具適用材料 - CBN CUBIC BORON NITRIDE

硬化鐵屬材料 (HRC 45以上)

工具鋼 AISI / SAE :
M-2, M-42, T-15, 0-2
(JIS)
(SKH9.-,SKHIO,-)
A-2, D-2, S-5
(SKDI2, SKD11,-)

合金鋼: (AISI / SAE)
1055, 4140, 4340, 8620, 52100
(JIS)
(S55C, SCM44H, SNCM439, SNCM220, SUJ2)
鑄鐵 CAST IRON:
冷激鑄鐵，硬鎳鑄鐵
Cold energized cast iron and hard nickel cast iron.

高溫合金 (HRC 35以上)

鈷基合金 :
Stellite, Colmonoy, Wallex
鎳基合金 :
High cobalt powder metallurgy

SC-61系列　SC-61 SERIES

替換型高速中負荷迴轉頂針　Interchangeable High Speed Medium Duty Live Center

用途：
本頂針適合300 m/m長以內一般車削加工，本頂針軸承，徑向力和軸向力分開設計，採用雙列滾珠軸承、滾珠止推軸承，和NK型滾針軸承結構製成。

Application:
The series of live center is suitable for turning workpiece length within 300mm. The beorings in the live center provide separated ratial and axial resistant force. The bearings consist of double-row ball bearing, thrust ball bearing and NK type needle bearing.



61-35　61-15　61-10　61-08　61-06　61沖子 Punch

精準度：0.008m/m內
Accuracy: within 0.008m/m

尺寸表　DIMENSIONS

型式/外表尺寸 Model / Size	MT	A	B	C	D	D1	L	軸承最高轉數 Max. Bearing Speed	軸承徑向力 Bearing Radial Force	軸承軸向力 Bearing Axial Force
SC-61-M-3	3	30	55	90.5	64	32.4	175.5	4500.rpm	1300kg	2250kg
SC-61-M-3-A	3	30	72	90.5	64	32.4	187.5	4500.rpm	1300kg	2250kg
SC-61-M-4	4	30	55	108	64	32.4	193	4500.rpm	1300kg	2250kg
SC-61-M-4A	4	30	72	108	64	32.4	205	4500.rpm	1300kg	2250kg
SC-61-M-5	5	30	55	135	64	32.4	220	4500.rpm	1300kg	2250kg
SC-61-M-5A	5	30	72	135	64	32.4	232	4500.rpm	1300kg	2250kg

單位/Unit : mm

SC-62系列　SC-62 SERIES

固定型重負荷迴轉頂針　Fixed Heavy Duty Live Center

用途：
本頂針適合400 m/m長以內一般車削加工。

Application:
The series of live center is suitable for turning workpiece length within 400mm.

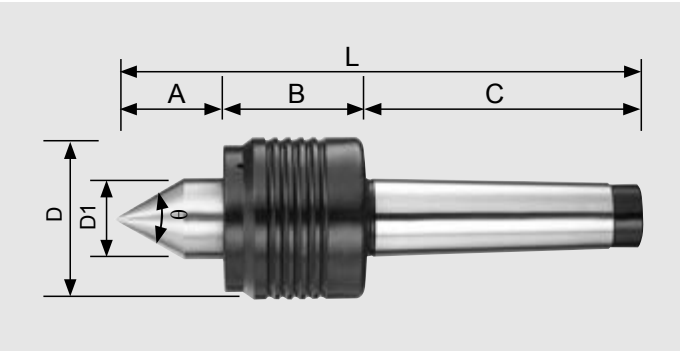

精準度：0.008m/m內
Accuracy: within 0.008m/m

尺寸表　DIMENSIONS

型式/外表尺寸 Model / Size	MT	A	B	C	D	D1	L	θ	軸承最高轉數 Max. Bearing Speed	軸承徑向力 Bearing Radial Force	軸承軸向力 Bearing Axial Force
SC-62-H-4	4	45	56	108	68	32.4	209	60˚	4000.rpm	1420kg	2760kg
SC-62-H-4-A	4	45	73	108	68	32.4	221	60˚	4000.rpm	1420kg	2760kg
SC-62-H-5	5	45	56	135	68	32.4	236	60˚	4000.rpm	1420kg	2760kg
SC-62-H-5A	5	45	73	135	68	32.4	248	60˚	4000.rpm	1420kg	2760kg

單位/Unit : mm

SC-63系列　SC-63 SERIES

固定細長型高速中負荷迴轉頂針　Fixed Long Type High Speed Medium Duty Live Center

用途：
本頂針適合300 m/m長以內一般軸心車削加工，本頂針軸承，徑向力和軸向力分開設計，採用雙列滾珠軸承、滾珠止推軸承，和NK型滾針軸承結構製成。

Application:
The series of live center is suitable for turning workpiece length within 300mm. The beorings in the live center provide separated ratial and axial resistant force. The bearings consist of double-row ball bearing, thrust ball bearing and NK type needle bearing.

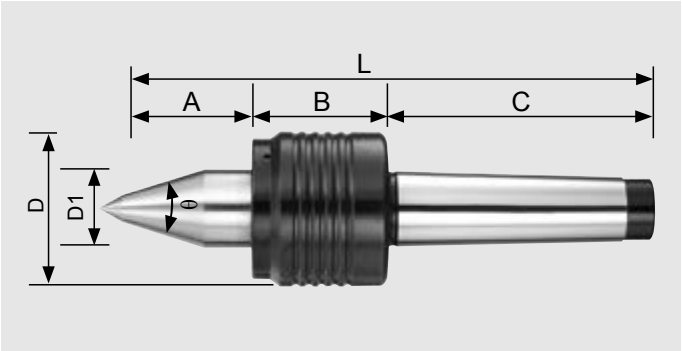

精準度：0.008m/m內
Accuracy: within 0.008m/m

尺寸表　DIMENSIONS

型式/外表尺寸 Model / Size	MT	A	B	C	D	D1	L	θ	軸承最高轉數 Max. Bearing Speed	軸承徑向力 Bearing Radial Force	軸承軸向力 Bearing Axial Force
SC-63-M-4	4	60	55	108	64	32.4	223	60˚	4500.rpm	1300kg	2250kg
SC-63-M-4-A	4	60	72	108	64	32.4	240	60˚	4500.rpm	1300kg	2250kg
SC-63-M-5	5	60	56	135	68	32.4	251	60˚	4500.rpm	1300kg	2250kg
SC-63-M-5A	5	60	72	135	68	32.4	268	60˚	4500.rpm	1300kg	2250kg

單位/Unit : mm

SC-65系列　SC-65 SERIES

替換型重負荷迴轉頂針　Interchangable Heavy Duty Live Center

用途：
本頂針適合400 m/m長以內一般車削加工。本頂針軸承，徑向力和軸向力分開設計，採用雙列滾珠軸承、滾珠止推軸承，和NK型滾針軸承結構製成。

Application:
The series of live center is suitable for turning workpiece length within 400mm. The beorings in the live center provide separated ratial and axial resistant force. The bearings consist of double-row ball bearing, thrust ball bearing and NK type needle bearing.





精準度：0.008m/m內
Accuracy: within 0.008m/m

尺寸表　DIMENSIONS

型式/外表尺寸 Model / Size	MT	A	B	C	D	D1	L	軸承最高轉數 Max. Bearing Speed	軸承徑向力 Bearing Radial Force	軸承軸向力 Bearing Axial Force
SC-65-H-4	4	12	56	108	63	32.4	176	4000.rpm	1420kg	2760kg
SC-65-H-4A	4	12	73	108	68	32.4	188	4000.rpm	1420kg	2760kg
SC-65-H-5	5	12	56	135	68	32.4	203	4000.rpm	1420kg	2760kg
SC-65-H-5A	5	12	73	135	68	32.4	215	4000.rpm	1420kg	2760kg

單位/Unit : mm

SC-66系列　SC-66 SERIES

端面自動調整插式傳動頂針　Automatic End Adjustment Insert Type Transmitted Center

用途：

免車削工具端面，每支傳動齒自動調整帶動平均力，精度穩定性佳，可正、逆轉車削使用適用於CNC車床、自動車削送料專用機、一般車床、其他機種使用，傳動齒有多種規格選擇使用。



Application:

No need to turn tool end face. Each trunsmission-tooth can be adjusted automatically for uniform force and superior accuracy and stability. Suitable for clockwise and counter-clockwise turning. Applicable machines include CNC lathe, special purpose automatic turning and feeding lathe, general lathe and other machines. The transmission teeth provide various specifications to select.

注意使用：

本端面自動調整插式傳動頂針，靠尾座足夠推力，才可傳動車削使用。

Notice For Use:

The automatic end adjustment insert type transmitted center requires sufficient thrust force from tailstock for transmission.

尺寸表　DIMENSIONS

型式/外表尺寸 Model / Size	心軸尺寸 Arbor Size	標準附件 Standard Accessory	鉗入工件直徑 Insert Workpiece Dia
SC-66-MT4-A	MT4	SC-66-A	Ø 33mm
SC-66-MT4-B	MT4	SC-66-B	Ø 39mm
SC-66-MT4-C	MT4	SC-66-C	Ø 45mm
SC-66-Ø40A	Ø40	SC-66-A	Ø 33mm
SC-66-Ø40B	Ø40	SC-66-B	Ø 39mm
SC-66-Ø40C	Ø40	SC-66-C	Ø 45mm

型式/外表尺寸 Model / Size	中心針 Center	傳動齒 Transmission Teeth	固定鍵 Fixed Key
SC-66-A	SC-09-09	SC-10-10	SC-66-013
SC-66-B	SC-09-09	SC-10-13	SC-66-013
SC-66-C	SC-09-09	SC-10-17	SC-66-013

單位/Unit : mm

SC-80系列　SC-80 SERIES

傘型重重切削迴轉頂針　Cone Type Heavy Duty Live Center

用途：

適合大孔徑重切削。

本頂針，頭部使用合金鋼材，經熱處理，內、外研磨製成。本頂針採用世界名牌SKF潤滑油，LEGP2，請勿使用油壓三爪用潤滑油。

精準度：0.005 m/m內



Application:

The series of center is suitable for big hole and beavy duty machining.

The center head is manufactured from alloy steel, heat treated and precision ground.Thelive center cues world-famous SKF LEGP2 lubrication oil. Do not use lubrication oil for hydraulic 3-jaw chuck.

Accuracy:within 0.005mm.

尺寸表　DIMENSIONS

型式/外表尺寸 Model / Size	MT	A	B	C	D	L
SC-80-4-3	4	66	13	108	73	187
SC-80-4-4	4	75	13	108	98	196
SC-80-4-5	4	85	13	108	128	206
SC-80-4-6	4	95	13	108	148	216
SC-80-4-8	4	95	13	108	198	216
SC-80-4-10	4	95	13	108	248	216
SC-80-5-3	5	66	13	135	73	214
SC-80-5-4	5	75	13	135	98	223
SC-80-5-5	5	85	13	135	128	233
SC-80-5-6	5	95	13	135	148	243
SC-80-5-8	5	95	13	135	198	243
SC-80-5-10	5	95	13	135	248	243

單位/Unit : mm

切削條件 CUTTING TEST REPORT

被削材 Workpiece	材質 Coating Material	車削加工 Turning			切斷加工 Cutting		
		切削速度 V (m/min)	切深 Cutting (mm)	進給 F (mm/rev)	切削速度 V (m/min)	切深 Cutting (mm)	進給 F (mm/rev)
快削鋼 Free-Cutting Steel	NA01	100 - 200	0.05 - 1.0	0.01 - 0.15	70 - 150	0.50 - 1.50	0.01 - 0.08
	HC83		1.0 - 4.0	0.05 - 0.25		1.50 - 3.50	0.03 - 0.15
鋼 <600N/mm^2 Steel <600N/mm2	NA01	70 - 160	0.05 - 1.0	0.01 - 0.15	60 - 120	0.50 - 1.50	0.01 - 0.06
	HC83		1.0 - 4.0	0.05 - 0.25		1.50 - 3.50	0.03 - 0.12
鋼 <800N/mm^2 Steel <800N/mm2	NA01	55 - 120	0.05 - 1.0	0.01 - 0.15	50 - 100	0.50 - 1.50	0.01 - 0.05
	HC83		1.0 - 4.0	0.05 - 0.20		1.50 - 3.50	0.03 -0.10
鋼 >600N/mm^2 Steel >600N/mm2	NA01	45 - 100	0.05 - 1.0	0.01 - 0.08	35 - 80	0.50 - 1.50	0.01 - 0.04
	HC83		1.0 - 4.0	0.05 - 0.15		1.50 - 3.50	0.03 - 0.08
不鏽鋼 SUS304 / 316	NA01	50 - 120	0.05 - 1.0	0.01 - 0.08	50 - 100	0.50 - 1.50	0.01 - 0.04
	HC83		1.0 - 4.0	0.05 - 0.15		1.50 - 3.50	0.03 -0.08
鋁合金 Aluminum Alloy	NA01	160 - 1000	0.05 - 1.0	0.01 - 0.20	140 - 400	0.50 - 1.50	0.01 - 0.10
	X21		1.0 - 4.0	0.05 - 0.40		1.50 - 3.50	0.03 - 0.20
鈦合金 Titanium Alloy	NA01	25 - 70	0.05 - 1.0	0.01 - 0.08	25 - 50	0.50 - 1.50	0.01 - 0.03
	X21		1.0 - 4.0	0.05 - 0.15		1.50 - 3.50	0.03 - 0.06
銅 Copper	HC83	90 - 500	0.05 - 1.0	0.01 - 0.20	90 - 300	0.50 - 1.50	0.01 - 0.10
	X21		1.0 - 4.0	0.05 - 0.35		1.50 - 3.50	0.03 - 0.20

切削排屑:應用介紹 CHIP EVACUATION: APPLICATIONS

	斷屑槽 型 號 Chip-Breaker	快削鋼 Free-cutting steel	鈦合金 Titanium Alloy	不鏽鋼 304/316 SUS 304/316	不鏽鋼 303 SUS303	鋼 Steel	鋁 Aluminum	銅合金 Copper	
車削系列 turning	NB	●	△	△	●	△	△	△	方便刀片重複研磨 allows easy regrinding
	MA	●	○	●	●	●	●	●	標準正角排屑量大 standard positive geometry
	CE / MU	●	△	○	○	●	○	○	全效排屑控制 efficient chip control
	ME	○	○	●		●	●	●	非常有效排屑控制 efficient chip control
	MY	○		○		○	△	△	段屑輕加工使用 chip-dreaker for light finishing operation
切斷刀系列 parting off	NB	●	○	△	○	○	△	△	易於刀片重複研磨 allows easy regrinding
	CU	○	●	●	●	●		○	難加工材使用可重複研磨
	CX		○	●			●	●	非常有效排屑控制 for long chipping sticky material
	CE / NB			○			○	○	長屑材料使用 to narrow the cuips easy regrinding

註:●首選 Ist choice ○建議使用 recommended △用於太小易碎的工件 for fragile and very small workpieces