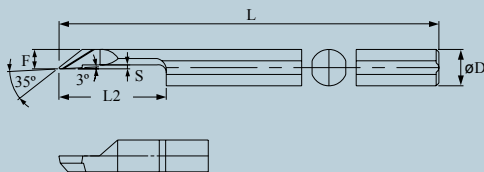
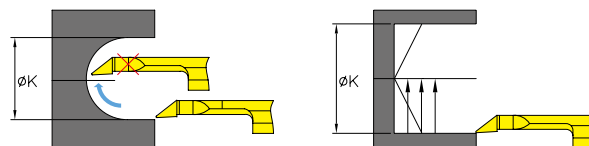


# 內徑車刀 Bore



型號 EDP NO.	ØK	F	L2	L	r	S	ØD	適用套筒 Applicable Sleeve
25.3009-01 ME	3	1.65	9.0	40	0.1	0.3	4	SP.5650-04**
25.3015-01 ME	3	1.65	15.0	45	0.1	0.3	4	
25.4012-01 ME	4	2.15	12.0	42	0.1	0.5	4	
25.4020-01 ME	4	2.15	20.0	50	0.1	0.5	4	
25.5015-02 ME	5	2.7	15.0	50	0.2	0.6	6	SP.5650-06**
25.5025-02 ME	5	2.7	25.0	60	0.2	0.6	6	
25.6020-02 ME	6	3.2	20.0	55	0.2	0.6	6	
25.6030-02 ME	6	3.2	30.0	65	0.2	0.6	6	
25.7021-02 ME	7	3.8	21.0	60	0.2	0.6	8	SP.250-08** SP.5650-08**
25.7035-02 ME	7	3.8	35.0	75	0.2	0.6	8	
25.8025-02 ME	8	4.3	25.0	65	0.2	0.6	8	
25.8040-02 ME	8	4.3	40.0	80	0.2	0.6	8	
25.10030-02 ME	10	5.5	30.0	75	0.2	0.8	10	SP.250-10** SP.5650-10**
25.10050-02 ME	10	5.5	50.0	95	0.2	0.8	10	

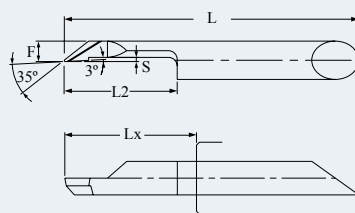


做圓弧加工時刀尖勿超越中心線  
While doing arc machining,  
please don't make tool nose  
exceed the center line.

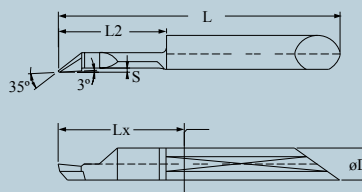


# 內徑車刀 Bore

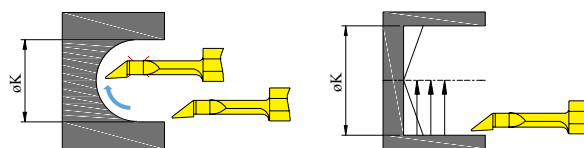
TW



ATW 內冷式



型號 EDP NO.	內冷式 型號 EDP NO.	ØK	F	L2	Lx	r	S	ØD	適用套筒 Applicable Sleeve
TW 25.3009-01 ME	ATW 25.3009-01 ME	3	1.65	9.0	11.0	0.1	0.3	4	SP.380-04**
TW 25.3015-01 ME	ATW 25.3015-01 ME	3	1.65	15.0	17.0	0.1	0.3	4	
TW 25.4012-01 ME	ATW 25.4012-01 ME	4	2.15	12.0	14.0	0.1	0.5	4	
TW 25.4020-01 ME	ATW 25.4020-01 ME	4	2.15	20.0	22.0	0.1	0.5	4	
TW 25.5015-01 ME	ATW 25.5015-01 ME	5	2.7	15.0	17.0	0.1	0.6	5	SP.380-05**
TW 25.5025-01 ME	ATW 25.5025-01 ME	5	2.7	25.0	27.0	0.1	0.6	5	
TW 25.6020-01 ME	ATW 25.6020-01 ME	6	3.2	20.0	23.0	0.1	0.6	6	SP.380-06**
TW 25.6030-01 ME	ATW 25.6030-01 ME	6	3.2	30.0	33.0	0.1	0.6	6	
TW 25.7021-01 ME	ATW 25.7021-01 ME	7	3.8	21.0	24.0	0.1	0.6	8	SP.380-08**
TW 25.7035-01 ME	ATW 25.7035-01 ME	7	3.8	35.0	38.0	0.1	0.6	8	
TW 25.8025-01 ME	ATW 25.8025-01 ME	8	4.3	25.0	28.0	0.1	0.6	8	SP.380-08**
TW 25.8040-01 ME	ATW 25.8040-01 ME	8	4.3	40.0	43.0	0.1	0.6	8	



做圓弧加工時刀尖勿超越中心線  
While doing arc machining,  
please don't make tool nose  
exceed the center line.