

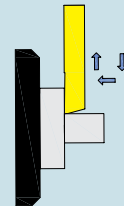
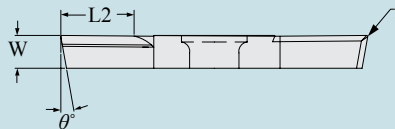
凸輪機用刀具 LATHE TOOL FOR CAM



凸輪機用刀具 LATHE TOOL FOR CAM

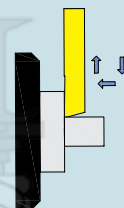
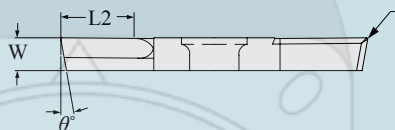
前掃刀 Front Turn

MC 斷屑槽 MC Breaker



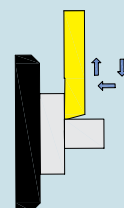
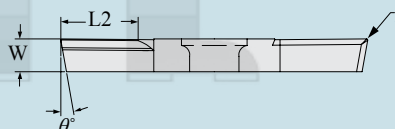
型號 EDP NO.	W	θ°	r	L2	X21	NC02	HC83	適用刀架 HOLDER NO.
34.525- 00 MC	2.5	10°	0.0	6.5		●		CS728L ****-525
34.525-005 MC			0.05					
34.525- 01 MC			0.1					
34.525- 02 MC			0.2					

MU 斷屑槽 MU Breaker



型號 EDP NO.	W	θ°	r	L2	X21	NC02	HC83	適用刀架 HOLDER NO.
34.525- 00 MU	2.5	10°	0.0	6.5		●		CS728L ****-525
34.525-005 MU			0.05					
34.525- 01 MU			0.1					
34.525- 02 MU			0.2					

MS 斷屑槽 MS Breaker

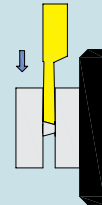
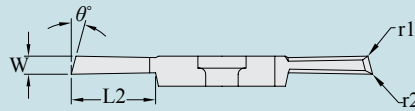


型號 EDP NO.	W	θ°	r	L2	X21	NC02	HC83	適用刀架 HOLDER NO.
34.525- 00 MS	2.5	10°	0.0	6.5		●		CS728L ****-525
34.525-005 MS			0.05					
34.525- 01 MS			0.1					
34.525- 02 MS			0.2					

凸輪機用刀具 LATHE TOOL FOR CAM

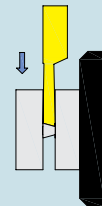
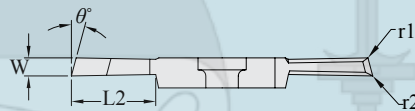
左向切斷刀 Left Hand Part Off

NB 斷屑槽 NB Breaker



型號 EDP NO.	L	H	W	θ°	r1	r2	L2	X21	NC02	HC83	適用刀架 HOLDER NO.
44.52510-00 NB	25	6	1.0	15°	0.0	0.0	5.0	●	●	●	CS728L ****-525
44.52512-00 NB			1.2				6.5				
44.52515-00 NB			1.5								
44.52520-00 NB			2.0								

CE 斷屑槽 CE Breaker

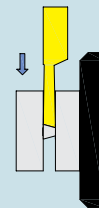
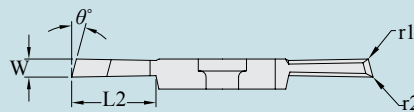


型號 EDP NO.	W	θ°	r1	r2	L2	X21	NC02	HC83	適用刀架 HOLDER NO.
44.52510-00 CE	1.0	15°	0.0	0.0	5.0	●	●	●	CS728L ****-525
44.52512-00 CE	1.2				6.5				
44.52515-00 CE	1.5								
44.52520-00 CE	2.0								

凸輪機用刀具 LATHE TOOL FOR CAM

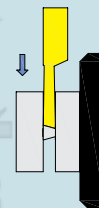
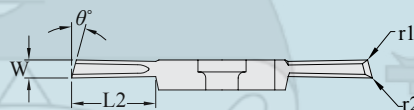
左向切斷刀 Left Hand Part Off

CX 斷屑槽 CX Breaker



型號 EDP NO.	W	θ°	r1	r2	L2	X21	NC02	HC83	適用刀架 HOLDER NO.
44.52510-00 CX	1.0	15°	0.0	0.0	5.0	●	●		CS728L ****-525
44.52512-00 CX	1.2				●	●			
44.52515-00 CX	1.5				●	●			
44.52520-00 CX	2.0				●	●			

CU 斷屑槽 CU Breaker

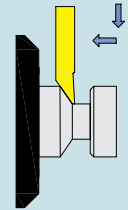
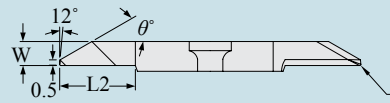


型號 EDP NO.	W	θ°	r1	r2	L2	X21	NC02	HC83	適用刀架 HOLDER NO.
44.52510-00 CU	1.0	15°	0.0	0.0	5.0	●	●		CS728L ****-525
44.52512-00 CU	1.2				●	●			
44.52515-00 CU	1.5				●	●			
44.52520-00 CU	2.0				●	●			

凸輪機用刀具 LATHE TOOL FOR CAM

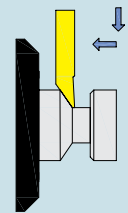
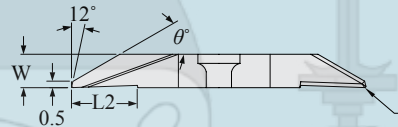
左向後掃刀 Left Hand Back Turn

MA 斷屑槽 MA Breaker



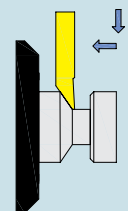
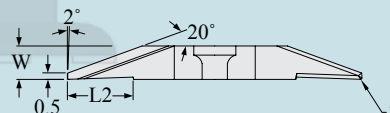
型號 EDP NO.	W	e	θ°	r	L2	X21	NC02	HC83	適用刀架 HOLDER NO.
68.52512-00 MA	1.2	0.3	30°	0.0	3.0	•	•		CS728L ****-525
68.52515-01 MA	1.5	0.5		0.1	5.0				
68.52520-01 MA	2.0	0.5		0.1	6.5	•	•		

MD 斷屑槽 MD Breaker



型號 EDP NO.	W	θ°	r	L2	X21	NC02	HC83	適用刀架 HOLDER NO.
68.525- 00 MD	2.5	30°	0.0	6.5			•	CS728L ****-525
68.525-005 MD			0.05					
68.525- 01 MD			0.1					
68.525- 02 MD			0.2					

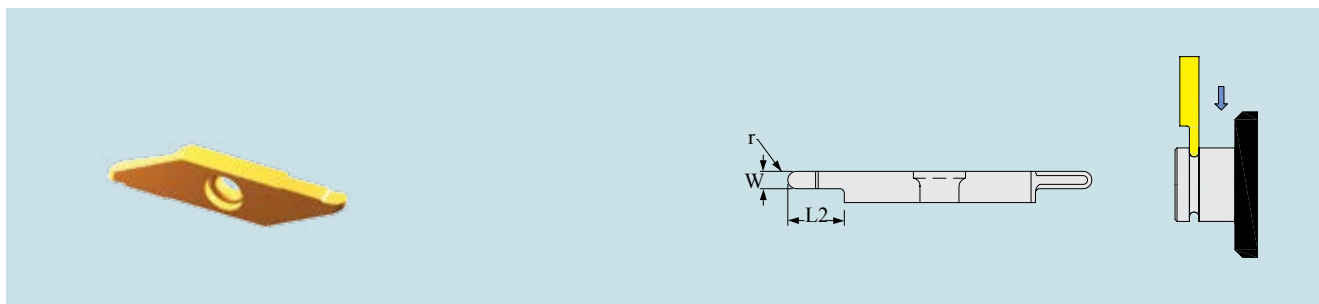
CE 斷屑槽 CE Breaker



型號 EDP NO.	W	θ°	r	L2	X21	NC02	HC83	適用刀架 HOLDER NO.
70.525- 00 CE	2.5	30°	0.0	6.5			•	CS728L ****-525
70.525-005 CE			0.05					
70.525- 01 CE			0.1					
70.525- 02 CE			0.2					

凸輪機用刀具 LATHE TOOL FOR CAM

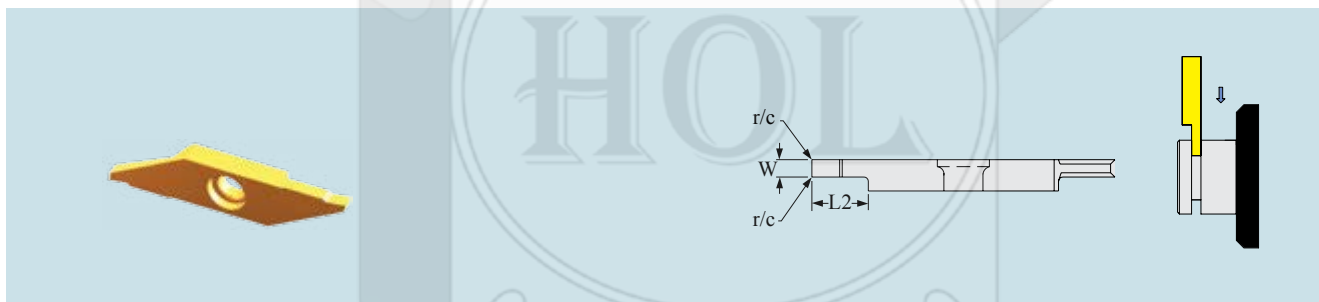
左向圓槽刀 Left Hand Radius



型號 EDP NO.	W	θ°	r	L2	X21	NC02	HC83	適用刀架 HOLDER NO.
72.525 050R	1.0		0.5	2.5		●		CS728L ****-525
72.525 075R	1.5		0.75	5.0		●		
72.525 100R	2.0		1.0	6.0		●		
72.525 125R	2.5		1.25	6.0		●		

凸輪機用刀具 LATHE TOOL FOR CAM

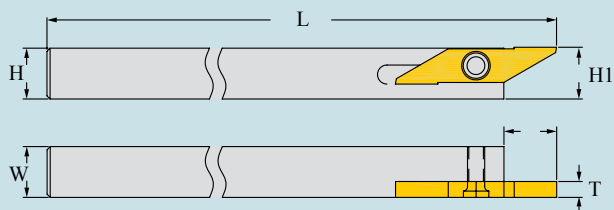
左向切槽刀 Left Hand Groove



型號 EDP NO.	W	θ°	r/c	L2	X21	NC02	HC83	適用刀架 HOLDER NO.
72.525 050	0.50		0.05C	1.2		●		CS728L ****-525
72.525 075	0.75		0.05C	2.0		●		
72.525 095	0.95		0.1	2.5		●		
72.525 100	1.00		0.1			●		
72.525 125	1.25		0.2	3.0		●		
72.525 145	1.45		0.2	4.0		●		
72.525 150	1.50		0.2	5.0		●		
72.525 175	1.75					●		
72.525 200	2.00		0.2	6.0		●		
72.525 250	2.50					●		

凸輪機用刀具 LATHE TOOL FOR CAM

刀架 Holder



型號 EDP NO.	尺寸 Dimensions (mm)					適用刀片 Applicable Inserts
	H=H1	W	L2	L	T	
CS 728 L 0707 J	7	7	7	110	2.5	34.525 **
CS 728 L 0808 J	8	8				44.525 **
CS 728 L 1010 J	10	10				68.525 **
						70.525 **
						72.525 **

